




2026 GOLD COAST JUNIOR TOUR

Presented by Heath Cleary Signs



Program and Technical Guide



Round 1: Michelin Queensland Junior Road Series



hcsigns.com.au

HC Signs is an Australian signage and graphics specialist providing end-to-end solutions across design, manufacture, and installation. Based in Capalaba, servicing SE Qld, the company offers a wide range of custom signage services, including vehicle wraps, shopfront signage, banners, wall graphics, stickers and large-format digital printing. With over 30 years of industry experience, HC Signs combines traditional signwriting expertise with modern print technology to deliver high-quality, durable visual branding solutions tailored to businesses of all sizes.



Welcome

Thank you for being a part of the 2026 Gold Coast Junior Tour, we are delighted to welcome you to our city and home of cycling on the Gold Coast.

Our Club is proud to host round one of the Michelin Queensland Junior Road Series, and set the standard for another brilliant year of junior racing across the Sunshine State.

This weekend shapes as an exciting one, with five bumper stages in store for this year's tour. Our junior riders will be put to task across a mix of race formats, ensuring the racing will be unpredictable and exhilarating.

The entire Junior Tour is underscored by its embodiment of promoting fun and supporting our junior athletes as they develop their skills and race craft. Your support and encouragement mean a lot to each of the riders, and really does help to create a positive experience for every child.

Events such as this are so important to junior development but are also no small feat, where the biggest 'thank you' must go to our race organisers, officials, volunteers and sponsors. Your time, energy and effort have made this event possible and are deeply appreciated by the club and the junior cycling community.

Finally, to all the riders – enjoy yourselves, give it your best and make sure to remember to smile. Whilst racing hard, I also implore you to show respect and sportsmanship, and take the chance to build friendships that could last a lifetime.

Good luck,

Madison Bland

President



Officials.....	5
Volunteers.....	5
Technical Regulations.....	5
Equipment.....	6
Rollout.....	6
Event Overview.....	6
Facilities and Support.....	6
First Aid.....	6
Amenities.....	6
Catering.....	6
Registration.....	7
Sign On.....	7
Transponders.....	7
Race Numbers.....	7
General Classification.....	8
U9, U11 General Classification - Points.....	8
U13 -U17 General Classification - Time.....	8
Time Bonuses.....	9
Race Results.....	10
Presentations.....	10
Warm-Up Guidelines.....	11
Lawn Pride - Prologue.....	13
U9-U11 Prologue.....	14
U13-U17 Prologue.....	15
Local Hire - Road Races.....	16
U9 - Small Circuit - Anti-Clockwise.....	17
U11 - Middle Circuit - Anti-Clockwise.....	17
U13-U17 - Full Circuit - Anti-Clockwise.....	18
Sanctuary Cover Country Club - Criterium.....	19
All Age Groups - Small Circuit - Clockwise.....	20
Newnham Scaffolding - Time Trial.....	20
All Age Groups - Velodrome Counterclockwise.....	22
DBM Management - Kermesse.....	23
All Age Groups - Middle Circuit Hilltop Finish Clockwise.....	24
Schedule.....	25
Saturday 6 June.....	25
Sunday 7 June.....	26



Officials

We appreciate the assistance of the following officials, who have helped to make this event a success.

PCP:

Commissaires:

Timing:

Race Directors: Melanie Morphett and Simon Dickson

Volunteers

Thank you to all our volunteers who have made this event possible.

Official Photographer: Michelle Dowling

Technical Regulations

All races will be run in accordance with the AusCycling Technical Regulations.

[AusCycling Technical Regulations - General](#)

[AusCycling Technical Regulations - Road](#)

The details for the Junior Road State Series can be found at

<https://auscycling.org.au/event-hub/state-and-territory-series/qld-junior-road-series>

Tour status

This event is a Tour. Riders who fail to finish a stage will not be eligible for the General Classification, however they may continue to race subsequent stages.



Equipment

All equipment must conform to UCI and AusCycling Technical Regulations.

Rollout

All riders must roll out prior to the first event of the day, top 5 finishers may be rolled out after each stage at the discretion of the commissaire team.

All riders must present themselves and their equipment to the rollout area near the start/finish line at least 15 minutes before their allotted start time.

The top 5 riders may be required to roll out after each race.

Event Overview

The Gold Coast Junior Tour comprises five stages over two days of racing.

Both days will be held at the Gold Coast Cycle Centre at Hope St, Nerang.

Facilities and Support

First Aid

First Aid will be on-site - wearing a first aid vest. Call Simon on 0433224134 if you need first aid support.

Amenities

Toilets and showers are available.

Catering

The club canteen will be open serving BBQ food and cold drinks, there is also Cadence Cafe approx 400m walk away.



Registration

Sign On

All riders must sign on at the registration area each day. This is also where you will collect and return your transponder.

Transponders

Transponders will be used for all age groups and must be attached with cable ties to a front fork. Please note that all transponders must be returned directly after the completion of Stage 5. Otherwise, a recovery fee will be incurred.

Race Numbers

U9 and U11 competitors only require 1 number.

STAGE	NUMBER POSITION
Stage 1 Prologue	Centre lower back
Stage 2 Criterium	Centre lower back
Stage 3 Road race	Centre lower back
Stage 4 Kermesse	Centre lower back
Stage 5 ITT	Centre lower back

U13, U15 and U17 competitors require 1 number for individual events and 2 numbers for bunch races.

STAGE	NUMBER POSITION
Stage 1 Prologue	Centre lower back
Stage 2 Criterium	Left and Right Ribs
Stage 3 Road race	Left and Right Ribs
Stage 4 Kermesse	Left and Right Ribs
Stage 5 ITT	Centre lower back



General Classification

U9, U11 General Classification - Points

U9 and U11 will have a General Classification based on points. Points are earned based on finishing position in each race over the weekend. The GC winners will be the riders with the highest number of points. In the case of a tie for points, the winner will be the rider with the lower time in the Prologue. There will be no reallocation of points for riders dropping out of GC.

FINISH POSITION	POINTS
1st	15
2nd	12
3rd	10
4th	8
5th	6
6th	5
7th	4
8th	3
9th	2
10th +	1

There are no bonus points for any races.

U13 -U17 General Classification - Time

U13-U17 will have a general classification based on time. The rider with the lower time at the end of the 5 events will be the winner. If there is a tie, then the winner is the rider with the lower time in the ITT. If the GC is still tied, then it will be awarded to the rider with the lower Prologue time. Riders that drop a lap in criterium races or road race stages will have time added. If a rider does not complete enough laps in the ITT, they will be awarded a finish time, and a penalty will be applied.



Time Bonuses

Finish: Time bonuses are awarded for finishing positions in road, criterium and kermesse stages.

FINISH POSITION	TIME BONUS
1st	10 seconds
2nd	6 seconds
3rd	4 seconds

KOM/QOM: Time bonuses are awarded for KOM/QOM placing in the road race.

FINISH POSITION	TIME BONUS
1st	3 seconds
2nd	2 seconds
3rd	1 second

One KOM/QOM during the following lap number:

- U13 - Lap 5
- U15 - Lap 7
- U17 - Lap 11

Intermediate Sprints: Time bonuses are awarded for an intermediate sprint in the Kermesse stage for U13/U15/U17 races.

FINISH POSITION	TIME BONUS
1st	3 seconds
2nd	2 seconds
3rd	1 second

One Intermediate Sprint indicated by a whistle determined by the commissaires.



Race Results

Race results will be available online at <https://results.auscycling.org.au/>

Presentations

All podium placegetters must wear closed-in shoes and cycling kit to the podium to receive their award. Hats and sunglasses must be removed for podium photographs.



Warm-Up Guidelines

Nerang

The Velodrome is the primary warm-up facility and will be open throughout both days excluding when the time trial is being run on the velodrome.

At the Chief Commissaire's discretion, the criterium circuits may be made available for warm-ups when not being used or prepared for racing.

Velodrome

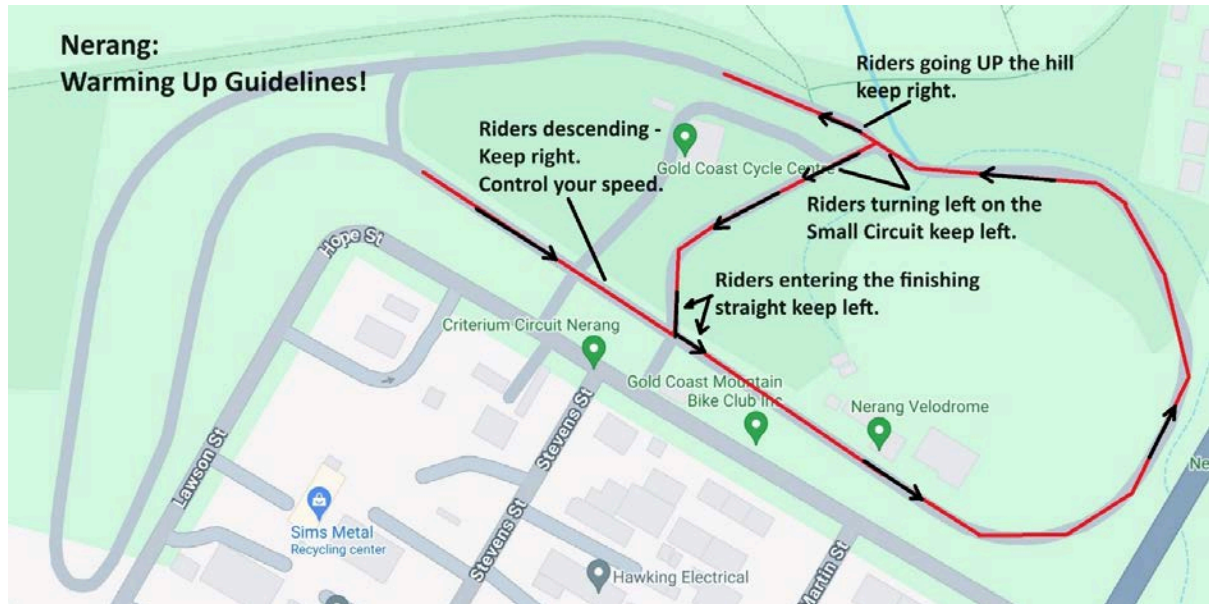
There will be one gate open on the finishing straight to enter & exit the velodrome.

All riders are to enter at walking speed after ensuring it is safe. Riders are to hold their line, regardless of the speed at which they are riding. If they wish to change their position on the track, they need to indicate their intention to move and check that it is safe before moving. This also applies when leaving the velodrome.

Slow riders must stay at the top of the track near the fence. Fast riders are to use the bottom of the track.

criterium Circuits

All riders must ride in an anti-clockwise direction. No Exceptions.



Particular care must be taken at the bottom of the hill, where the small circuit exits on the left. Riders who are continuing on the small circuit must ride on the left-hand side of the circuit and indicate that they are turning left so that they do not cut across riders who are continuing up the hill.

When entering the finishing straight from the small circuit, riders must always keep to the LEFT to avoid colliding with riders descending at speed down the hill.

Riders continuing up the hill must approach the hill from the right-hand side of the circuit so they do not cut across riders turning left onto the small circuit.

Riders descending the hill in the home straight must also take particular care. This is a high-speed descent, and riders must stay to the right side of the circuit to avoid colliding with riders entering the finishing straight from the small circuit on the left.

Pedestrians cross at the foot of the hill, so riders must be on the lookout for any dangers from riders or pedestrians and ride at a controlled speed to suit the situation.

Lawn Pride - Prologue



lawnpride.com.au

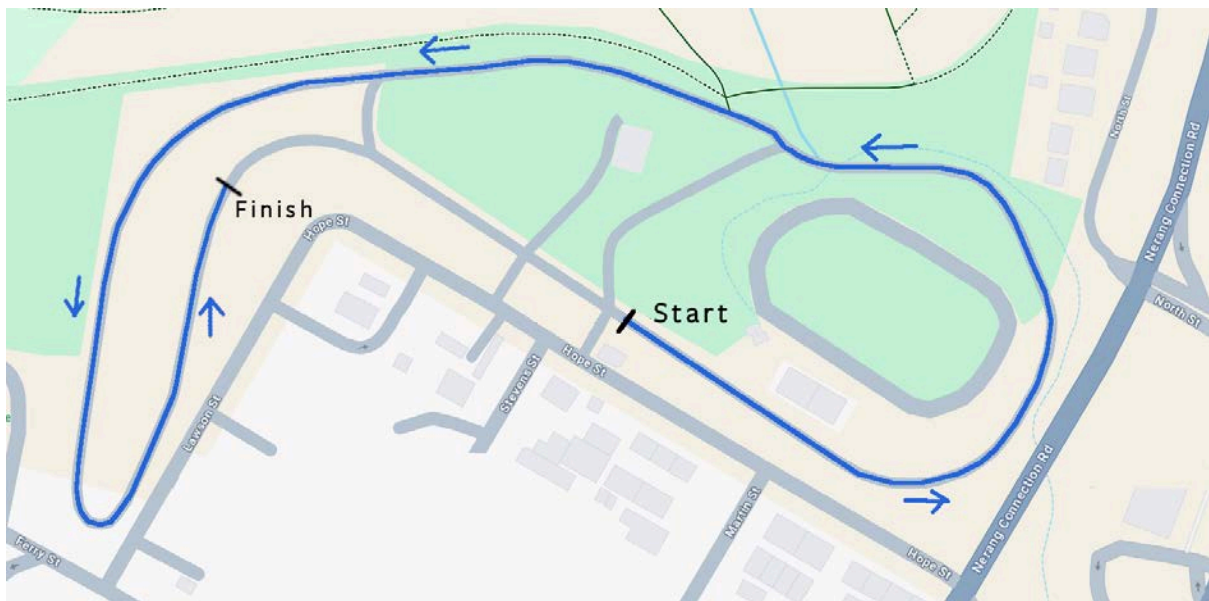
LawnPride Australia is a well-regarded provider of lawn care solutions, known for its extensive range of high-quality products and exceptional customer service. Users frequently commend the knowledgeable staff who offer expert advice and support, ensuring that customers receive tailored recommendations for their lawn needs. With a reputation for fast delivery and accommodating service, LawnPride aims to keep lawns looking pristine throughout the year.

Completion time: Customers often mention the prompt dispatch of orders, with many noting quick turnaround times that enhance their shopping experience.

U9-U11 Prologue

Distance: 1km

Riders start at the bottom of the hill and travel counterclockwise to the finish line. Riders will be stopped at the top of the hill and will be sent down after all U9 and U11 riders complete their prologue. Riders are to descend slowly as the circuit will be being prepared for the U13-U17 prologue.

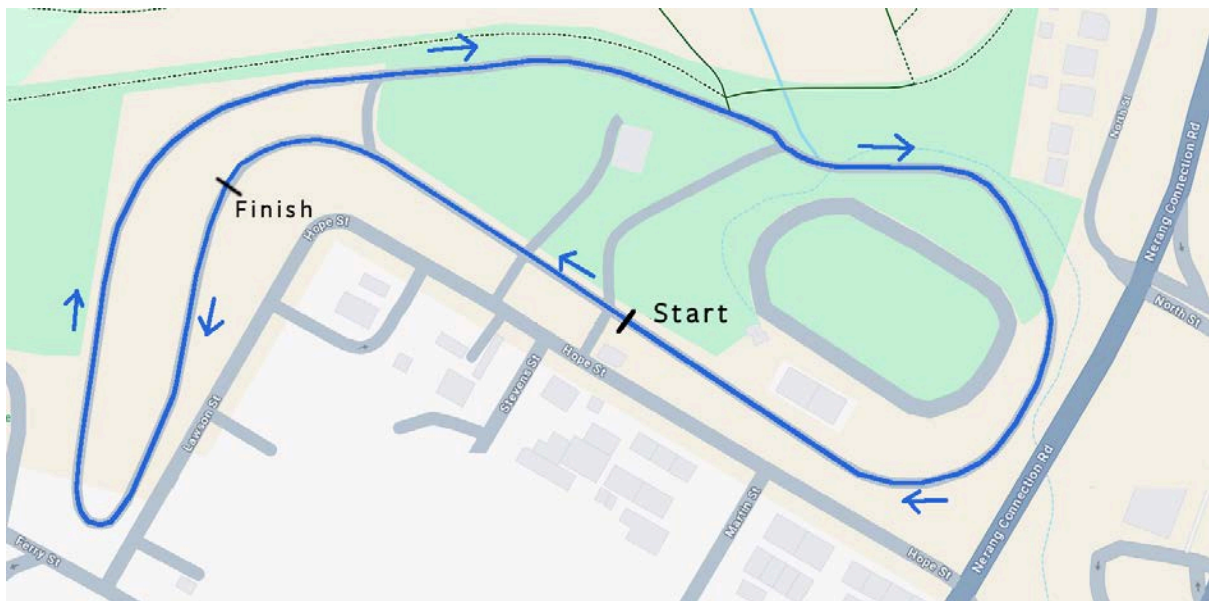


U13-U17 Prologue

Distance: 2km

U15 and U17's may use Aero Bars if they wish.

Riders start at the bottom of the hill and travel clockwise, riders must keep to the right hand side of the cones on the first ascent, and continue a full lap of the circuit. On the second ascent of the hill riders will keep left of the cones, their time will stop once they pass the finish line after the top of the hill.





Local Hire - Road Races



localhire.com.au

Local Hire is a market-leading independent supplier of equipment hire solutions serving Brisbane, the Gold Coast, Sydney, Melbourne and surrounding areas.

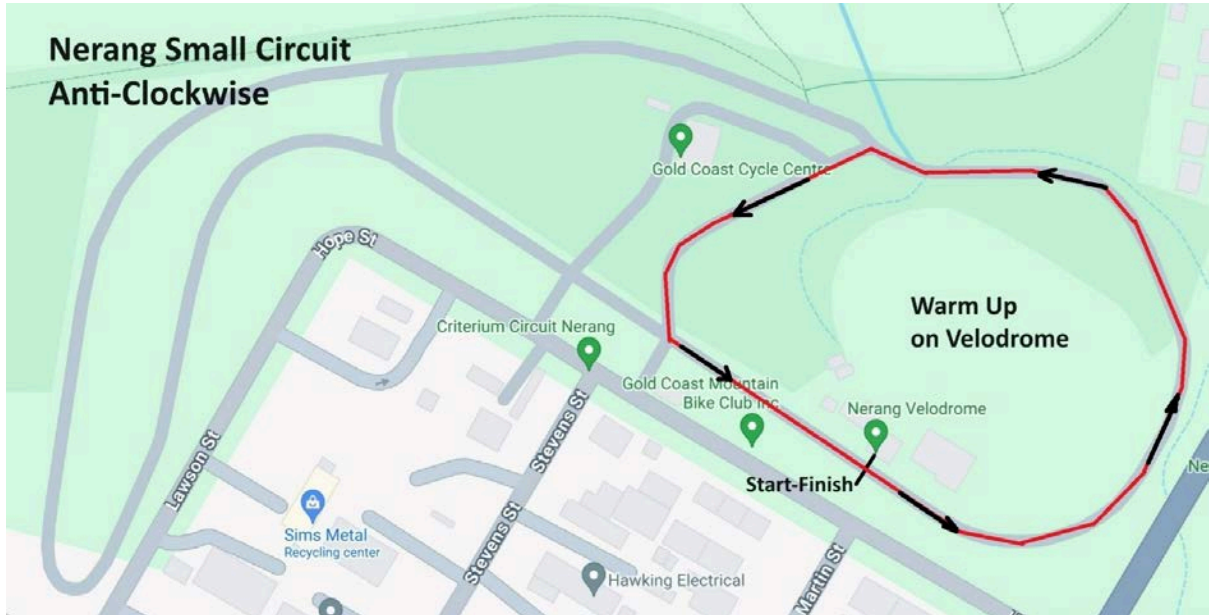
With great rates on short or long term rental of a variety of equipment including access equipment such as boom lifts, scissor lifts, telehandlers, forklifts and generators.

We supply great products to solve your business problems collaborating together.

Our friendly staff and service is designed to optimise the customer performance.

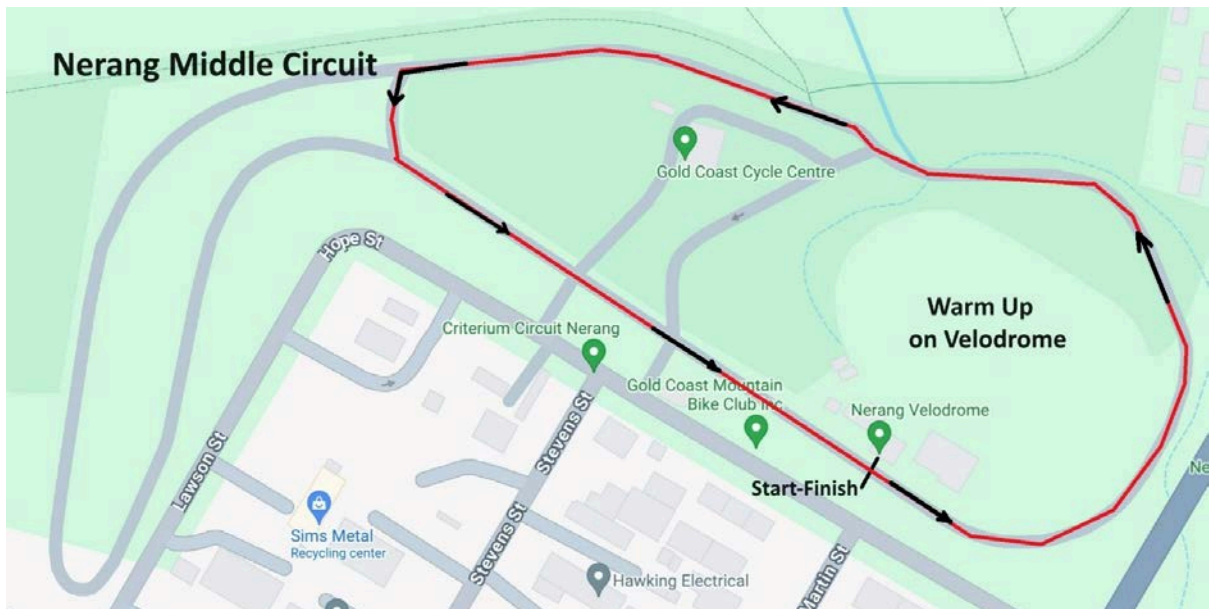
U9 - Small Circuit - Anti-Clockwise

Distance: 10 laps (6.8km)



U11 - Middle Circuit - Anti-Clockwise

Distance: 8 laps (7.2km)

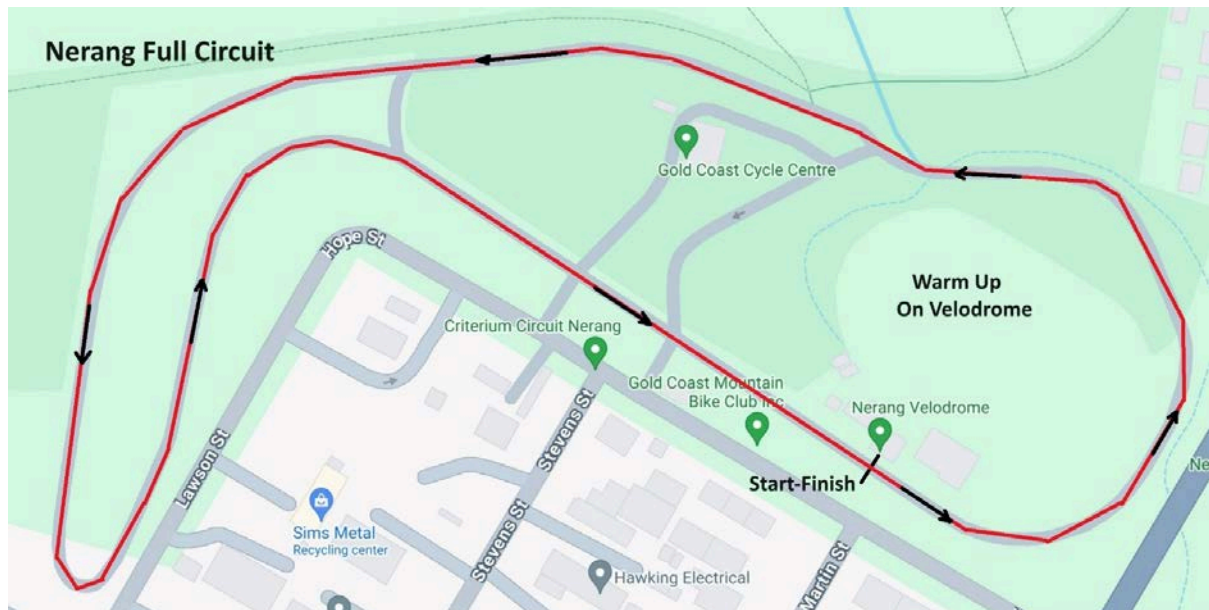


U13-U17 - Full Circuit - Anti-Clockwise

U13 Distance: 10 laps (15km)

U15 Distance: 14 laps (21km)

U17 Distance: 22 laps (33km)





Sanctuary Cover Country Club - Criterium



sanctuarycovecountryclub.com.au

We provide the ultimate training and recreation environment with the latest gymnasium equipment, 4 air-conditioned training rooms including cardio room, weight training room, secluded yoga studio and group fitness room, 5 flood lit tennis courts, 25 metre heated pool, private spas and saunas, specialised treatment rooms, first class Kids Club and our highly trained professional trainers and staff.

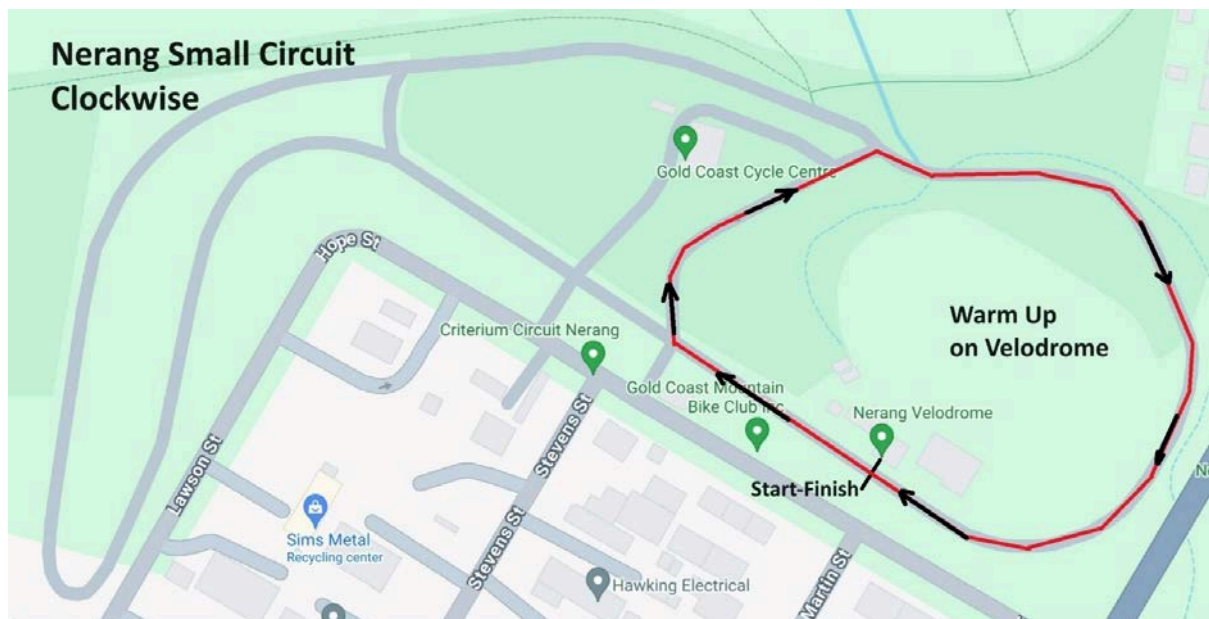
All Age Groups - Small Circuit - Clockwise

Please Note: This circuit is ONLY used in a clockwise direction when racing.

There is NO warming up in a clockwise direction on any of the circuits.

U9, U11, U13 Distance: 10mins + 2 laps

U15, U17 Distance: 15mins + 2 laps





Newnham Scaffolding - Time Trial



newnhamcaffolding.com.au

Newnham Scaffolding is an Australian Owned family business based in Southeast Queensland, specialised in delivering safe, professional, and tailored scaffolding solutions for commercial, residential, and civil construction projects. We ensure success by combining the right people with the right knowledge, skills, and experience. We provide a holistic solution for every aspect of scaffolding projects, from supply, design, drafting, and logistics to labour.

We maintain and believe in long term and strong relationships with all our clients, supporting projects of all sizes and scalable solution and a commitment to long term relationship and operational excellent. Strong enduring relationships are the backbone of our success, with both our clients, and our team. At Newnham, we believe in building people as much as we are built projects. We are committed to guiding the next generation by providing opportunities through our traineeship program. We mentor, upskill, and recognise talent, empowering our people to build long-term careers and transforming individuals with little direction into skilled professionals with a clear pathway.

All Age Groups - Velodrome Counterclockwise

Distance U9: 8 Laps (3km) (90 second gaps)

Distance U11: 8 Laps (3km) (90 second gaps)

Distance U13: 16 Laps (6km) (2 minute gaps)

Distance U15: 20 Laps (7km) (2.5 minute gaps)

Distance U17: 25 Laps (9km) (3 minute gaps)

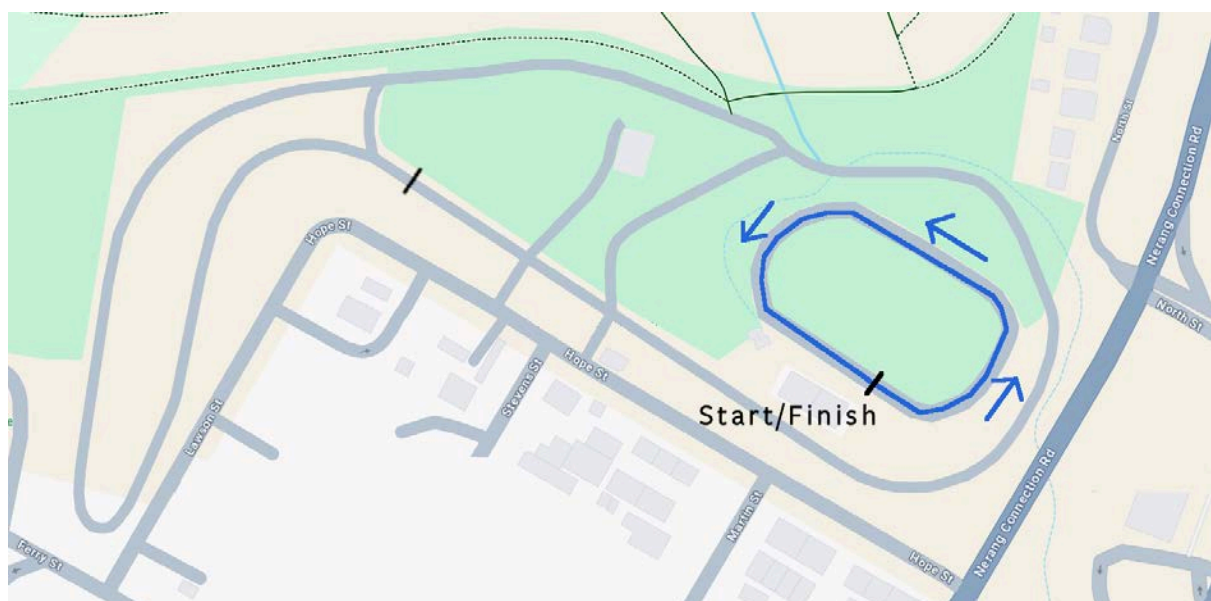
Rider release gaps are so we limit riders on circuit to approx 5 riders at a time.

Once riders complete their distance they are to move down onto the duck board, they can stop on the duckboard adjacent the gate and safely exit as instructed.

Aero bars may be used for U15 and U17 riders.

No drafting.

Keep left (in the sprinters lane) unless overtaking.





DBM Management - Kermesse



dbmmanagement.com.au

Successfully servicing the Marine Industry for over 20 years, DBM Management have built a reputation as the leading Superyacht and marine management company on the east coast of Australia. DBM founders are very proud of their long association and many successes in Professional Road Cycling.

DBM truly cover Every Detail.

All Age Groups - Middle Circuit Hilltop Finish Clockwise

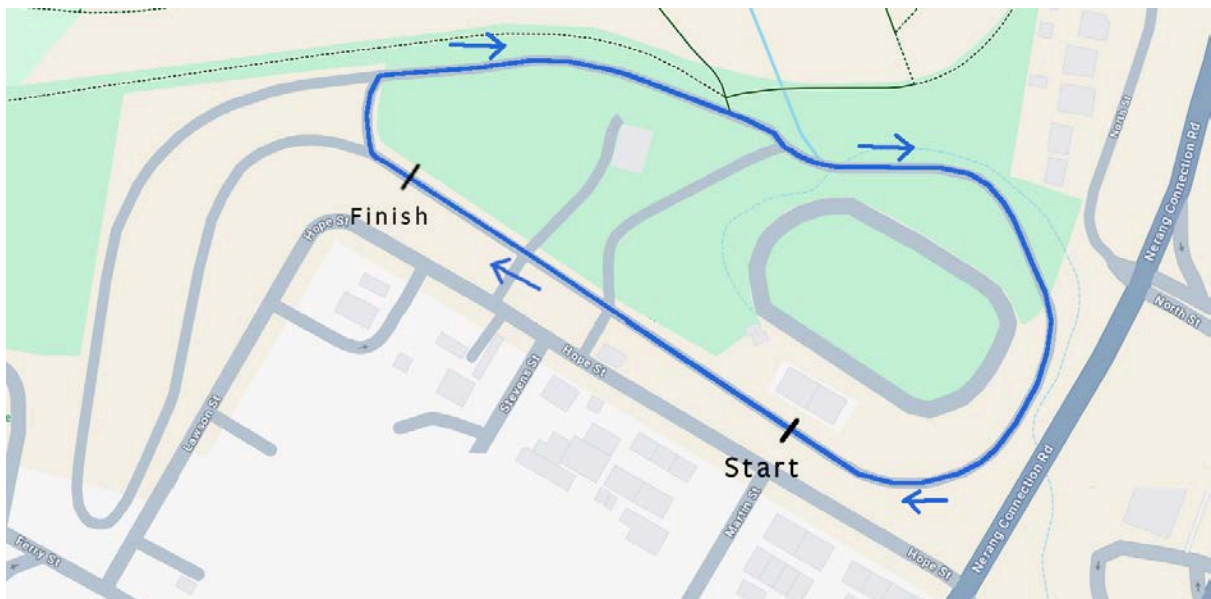
Distance U9: 5 Laps (4.5km)

Distance U11: 7 Laps (6.3km)

Distance U13: 8 Laps (7.2km)

Distance U15: 10 Laps (9km)

Distance U17: 14 Laps (10.8km)



Schedule

Saturday 6 June

STAGE	DIVISION	EVENT DETAIL	DISTANCE	EST. START	EST. FINISH
Stage 1	U9 - U11	Prologue	1.1km	8:00am	8:30am
Stage 1	U13 - U17	Prologue	2km	8:30am	9:20am
Stage 1 presentations					
Stage 2	U9	Road race (small circuit - anti-clockwise)	6.8 kms (10 laps)	9:30am	9:45am
Stage 2	U11	Road race (middle circuit - anti-clockwise)	7.2 kms (8 laps)	9:45am	10:10am
Stage 2	U13	Road race (full circuit - anti-clockwise)	15kms (10 laps)	10:00am	10:35am
Stage 2	U15	Road race (full circuit - anti-clockwise)	21kms (14 laps)	10:35am	11:20am
Stage 2	U17	Road race (full circuit - anti-clockwise)	33kms (22 laps)	11:20am	12:15pm
Stages 2 presentations followed by a short lunch break					
Stage 3	U9	Criterium (small circuit - clockwise)	10 min + 1 lap	1:00pm	1:15pm
Stage 3	U11	Criterium (small circuit - clockwise)	10 min + 1 lap	1:15pm	1:30pm
Stage 3	U13 Girls	Criterium (small circuit - clockwise)	10 min + 1 lap	1:30pm	1:45pm
Stage 3	U13 Boys	Criterium (small circuit - clockwise)	10 min + 1 lap	1:30pm	1:45pm
Stage 3	U15 Women	Criterium (small circuit - clockwise)	15 min + 2 laps	1:45pm	2:05pm
Stage 3	U15 Men	Criterium (small circuit - clockwise)	15 min + 2 laps	2:05pm	2:20pm
Stage 3	U17 Women	Criterium (small circuit - clockwise)	15 min + 2 laps	2:20pm	2:40pm
Stage 3	U17 Men	Criterium (small circuit - clockwise)	15 min + 2 laps	2:40pm	3:00pm
Stage 3 presentations					
End of Day One					

Note:

- Individual Prologue start times will be published after entries close



Sunday 7 June

STAGE	DIVISION	EVENT DETAIL	DISTANCE	EST. START	EST. FINISH
Stage 4	U17	Individual Time Trial	13.6 km (8 laps)	8:30am Individual start times will be published after Stage 3.	
Stage 4	U15	Individual Time Trial	10 km (6 laps)		
Stage 4	U13	Individual Time Trial	5 km (3 laps)		
Stage 4	U11	Individual Time Trial	3.3 km (2 laps)		
Stage 4	U9	Individual Time Trial	1.6 km (1 lap)		
Stage 4 presentations followed by a short break					
Stage 5	U17	Kermesse (middle circuit)	14 Laps	11:00am	11:30am
Stage 5	U15	Kermesse (middle circuit)	10 Laps	11:30am	12:00pm
Stage 5	U13	Kermesse (middle circuit)	8 Laps	12:00pm	12:20pm
Stage 5	U11	Kermesse (middle circuit)	7 Laps	12:20pm	12:40pm
Stage 5	U9	Kermesse (middle circuit)	5 Laps	12:40pm	1:00pm
Stage 5 and GC presentations					
End of Tour					

Note:

- Race distances and start times for Stage 5 are subject to change at the Chief Commissaire's discretion to meet scheduling requirements.