

16-19 APRIL | CAIRNS, QUEENSLAND

# 2026 CAIRNS RAINFOREST RUMBLE TECHNICAL GUIDE



**Welcome** .....4

    Message from Marne Fechner – Chief Executive Officer, AusCycling .....4

    Message from the Honourable Andrew Powell MP, the Minister for the Environment and Tourism and Minister for Science and Innovation.....5

    Message from Amy Eden, Mayor, Cairns Regional Council .....6

    Message from Mark Olsen, CEO, Tourism Tropical North Queensland .....7

**Event Details** .....9

    Overview .....9

    Membership/License Requirement.....9

    Entries .....9

    Race Categories .....10

    Rider Registration .....10

    Rider Responsibilities .....11

    Event Schedule.....11

    Event Contact List .....12

**Competitor Information**.....14

    Rules and regulations .....14

    Medical & Hospital .....14

    WhatsApp Channel.....14

    Results.....14

    Presentations .....14

    Prizes .....15

    Rider Emergency Contact.....16

    Rider Emergency Procedure .....16

    Severe Weather Guidelines .....16

**Venue Details** .....16

    Getting to Smithfield MTB Park .....16

    Venue Map .....18

    Parking.....18

    Social Media.....19

    Courses .....21

**Technical Information - Downhill**.....25

Race Numbers.....	25
<b>Technical Information – Cross Country.....</b>	<b>27</b>
Marshaling & Start .....	27
Race Numbers.....	27
Safety Equipment .....	28
Race Seeding – XCO.....	28
Technical Assistance Zone (TAZ) & Servicing.....	29
<b>Technical Information – Super D.....</b>	<b>30</b>
Race Numbers.....	30
Safety Equipment .....	30
Start Order .....	30
Therapeutic Use Exemption .....	31
Sport Integrity Australia App .....	31
Sport Integrity Reminder .....	31
Policy Notice .....	31
Images .....	32

# Welcome

## Message from Marne Fechner – Chief Executive Officer, AusCycling



On behalf of AusCycling, welcome to the inaugural Cairns Rainforest Rumble.

This brand-new event brings riders together in one of Australia's most spectacular riding destinations, where world-class mountain biking meets the unique terrain of Far North Queensland. Set among the lush rainforest trails surrounding Cairns, the Rainforest Rumble will challenge riders with technical tracks, tropical conditions, and an atmosphere unlike anywhere else on the national calendar.

We extend our sincere thanks to the Queensland Government, Tourism and Events Queensland, Tourism Tropical North Queensland, Cairns Regional Council, and the local community for their support in bringing this exciting new event to life. We also acknowledge our valued partners and sponsors whose commitment helps grow the sport of cycling across Australia.

AusCycling respectfully acknowledges the Traditional Custodians of the land on which we ride, the Aboriginal and Torres Strait Islander peoples of the Cairns region. We honour their enduring connection to Country and recognise the deep cultural significance of this landscape, which has been cared for and respected for tens of thousands of years.

A special thank you to the trail crews, event staff, commissaires, officials, and volunteers whose passion and dedication make events like this possible.

To all competitors, embrace the challenge, respect the trails, and enjoy the opportunity to race in one of Australia's most iconic natural environments.

Good luck to everyone competing, and welcome to the very first Cairns Rainforest Rumble.

**Marne Fechner**  
**CEO, AusCycling**

## Message from the Honourable Andrew Powell MP, the Minister for the Environment and Tourism and Minister for Science and Innovation



It is my absolute pleasure to welcome you all to the 2026 Cairns Rainforest Rumble. We are so glad to have you with us.

The Queensland Government is proud to support this event through Tourism and Event's Queensland Major Events funding program, as we recognise the important role events play in delivering lasting benefits to communities across the state.

The Cairns Rainforest Rumble will deliver a quintessential Queensland experience and contributes to Queensland's \$1.3 billion-dollar 2026 events calendar.

Queensland's growing calendar of events plays a vital role in driving visitation and showcasing the very best of what our state has to offer.

If you are visiting for the event, I encourage you to take the opportunity to explore the region and discover the unique experiences that make this part of Queensland such a special place to visit.

**Andrew Powell MP**  
**Minister for Tourism**

## Message from Amy Eden, Mayor, Cairns Regional Council



It's fantastic to welcome riders, teams and supporters from across Australia and around the world to Cairns for this exciting new event.

Cairns Regional Council is proud to support the Rainforest Rumble and showcase one of Australia's premier riding destinations, the iconic Smithfield Mountain Bike Park. Few places in the world offer a course quite like this. Challenging trails weave through ancient rainforest and competitors ride in a setting found nowhere else on the planet.

Cairns has earned its reputation as a global mountain biking destination and events like this highlight exactly why. The combination of world class trails, tropical climate and spectacular natural landscapes makes our region a favourite among riders looking for something truly unique.

While you are here, I encourage you to experience more of what makes Tropical North Queensland so special. From the energy of our city and its restaurants and entertainment to the extraordinary natural wonders of the World Heritage rainforest and the Great Barrier Reef, there is plenty to discover beyond the trails.

Thank you to everyone who has helped bring the inaugural Cairns Rainforest Rumble to life. I wish all competitors the very best for an unforgettable weekend of racing.

**AMY EDEN**  
**Mayor, Cairns Regional Council**

## Message from Mark Olsen, CEO, Tourism Tropical North Queensland



Welcome to Tropical North Queensland where you can ride through the world's oldest rainforest one day and dive on the Great Barrier Reef the next. The Cairns Rainforest Rumble is set against an incredible World Heritage backdrop where more than 2000 experiences will encourage you to stay longer.

Your mountain biking adventure can include high-adrenalin experiences like bungy jumping in the rainforest and softer adventures such as snorkelling with turtles at a sand cay. Relax on the waterfront at a brewery, sip cocktails at a rooftop bar and enjoy local tropical produce crafted into modern Australian cuisine at an array of restaurants.

Tropical North Queensland is home to world-class sporting events including Cairns Ironman Asia-Pacific, Run Port Douglas and the 7Cairns Marathon Festival, which entice participants back each year to See Great and Leave Greater.

**MARK OLSEN**  
CEO, Tourism Tropical North Queensland

MOSSMAN GORGE CULTURAL CENTRE

# COME AND EXPLORE CAIRNS & GREAT BARRIER REEF

Queensland's most incredible holiday destinations are ready to welcome you. There are so many places to explore in Cairns & Great Barrier Reef, so say hello to new adventures.

QUEENSLAND.COM

Queensland

## Event Details

### Overview

The 2026 Oceania Continental Series Finale arrives in Cairns this April, delivering four days of world-class mountain bike racing at the iconic Smithfield MTB Park. As the season-ending double-header for the UCI Oceania Continental Series in Downhill and Cross-Country Olympic (XCO), the event will see elite, under-23, junior and emerging riders battle for crucial UCI points.

The event will also be a round of the AusCycling National Series for XCO and DHI.

### Membership/License Requirement

Australian Riders	International Riders (inc. NZ)
<ul style="list-style-type: none"> <li>Participants are required to hold a current and valid AusCycling ‘Race – Off Road or All Discipline’ membership.</li> <li>Event Licenses and 4 Week Free Trials are not permitted for any category in the National Series or Oceania Continental Series events.</li> <li>Event Licenses and 4 Week Free Trials are permitted for Super D, Other participation style events and kids events.</li> <li>To explore membership options please visit - <a href="https://auscycling.org.au/membership">https://auscycling.org.au/membership</a></li> </ul>	<ul style="list-style-type: none"> <li>International Riders are required to have a UCI License as well as a UCI ID</li> <li>International Riders may also be required to demonstrate membership with their National Federation.</li> </ul>

Further information regarding AusCycling memberships can be found at the following link - <https://auscycling.org.au/membership>

### Entries

(close Monday 13<sup>th</sup> April 11:59pm AEDT)

XCO: <https://entryboss.cc/races/29104>

DHI: <https://entryboss.cc/races/29105>

Super D: <https://entryboss.cc/races/29543>

Kids XC: <https://entryboss.cc/races/29550>

Adaptive XC: <https://entryboss.cc/races/29104>

## Race Categories

Categories for which the Oceania Continental Series will be awarded will be:

Categories*	
Elite M & W	Junior M & W (U19)
U23 M & W (XC)	

Categories for National Series will be awarded listed below:

Categories*		
Elite M & W	Masters 1 M & W (30-34)	Masters 6 M & W (55-59)
U23 M & W (XC)	Masters 2 M & W (35-39)	Masters 7 M & W (60-64)
Junior M & W (U19)	Masters 3 M & W (40-44)	Masters 8 M & W (64-69)
Under 17 M & W	Masters 4 M & W (45-49)	Masters 9 M & W (70-74)
Under 15 M & W	Masters 5 M & W (50-54)	Masters 10 M & W (75+)
Under 13 M & W (XC) **	MTB Adaptive (XC) ***	

Categories for Super D will be awarded listed below:

Categories*		
Open 19+ M & W	Under 19 M & W	Under 17 M & W
Under 15 M & W	Veteran 30 – 39 M & W	Masters 40 - 49 M & W
Super Masters 50+ M & W	E Bike Open M & W	

\*All categories have both a Men and Women's category.

\*\* *Under 13 categories not part of the National Series and will be awarded as a special event.*

\*\*\* Adaptive categories may be split depending on entries in alignment with UCI regulations

## Rider Registration

Rider registration and pack collection will occur at the Athlete Registration tent. Registration will be open each day from Thursday 16<sup>th</sup> to Sunday 19<sup>th</sup> April. Refer to registration opening times below. Riders can register any time within this window. Riders must register before riding in any race or official practice.

## Rider Responsibilities

Riders shall, always:

- Obey instructions from the Event Organisers, Commissaires and event marshals/officials.
- Employ correct etiquette and ride safely in all situations.
- Be required to wear minimum safety gear including appropriately approved helmet.
- Ensure that their bicycle is in good working order.
- Ensure they have an adequate supply of water, sports drink and nutrition as required for the activity they are to participate in.
- Be responsible for ensuring they are fit enough for the activity.
- Be respectful of the Smithfield Mountain Bike Park and the natural environment we are privileged to ride in.

## Event Schedule

Thursday 16 <sup>th</sup> April	Start Time	End Time
DH Track Inspection - Officials	8:00	10:00
Athlete Registration	9:00	16:00
XCO Track Inspection - Officials	10:00	11:00
DH Track Walk - Riders	11:00	13:00
XCO Practice	13:00	16:00
DHI Practice	13:00	16:00
XCO Practice - Adaptive	15:00	16:00
Super D - Course 1 - Nationals	16:00	17:30

Friday 17 <sup>th</sup> April	Start Time	End Time
Athlete Registration	9:00	16:00
XCO Practice	9:00	14:00
DHI Practice - Group A	9:00	12:00
DHI Practice - Group B	13:00	16:00
XCO Adaptive Racing	14:00	15:00
Kids Ride - XCO	15:00	16:00
Super D - Course 2 - Pipeline	16:00	17:30

Saturday 18 <sup>th</sup> April	Start Time	End Time
<b>XCO Schedule</b>		
XCO Open Practice	8:00	8:30
Race 1 - XCO Racing Women U15, U17, Masters 5+	8:30	9:45
Race 2 - XCO Racing Men U15, U17, Masters 5+	9:45	11:00
Race 3 - XCO Racing Men U19, Expert, Masters1-4	11:00	12:30
XCO Presentations – Race 1-3 all categories	12:30	13:00
XCO Open Practice	12:30	13:00
Race 4 - XCO Racing Women U19, U23, Elite, Expert, M 1-4	13:00	14:45
Race 5 - XCO Racing Men U23, Elite	14:45	16:30
XCO Presentations – Race 4-5 all categories	16:30	17:00
<b>DHI Schedule</b>		
DHI Practice - Group B	9:00	10:30

DHI Practice - Group A	10:30	12:00
DHI Seeding - Group B	12:30	14:00
DHI Seeding - Group A	14:00	16:00
<b>Super D Schedule</b>		
Super D - Course 3 - Rocky Dingo	16:00	17:30
Presentations - Super D	17:30	18:00

<b>Sunday 19th April</b>	<b>Start Time</b>	<b>End Time</b>
<b>XCO Schedule</b>		
XCO Open Practice	8:00	8:30
Race 1 - XCO Racing Women U15, U17, Masters 5+	8:30	9:45
Race 2 - XCO Racing Men U15, U17, Masters 5+	9:45	11:00
Race 3 - XCO Racing Men U19, Expert, Masters1-4	11:00	12:30
XCO Presentations – Race 1-3 all categories	12:30	13:00
XCO Open Practice	12:30	13:00
Race 4 - XCO Racing Women U19, U23, Elite, Expert, M 1-4	13:00	14:45
Race 5 - XCO Racing Men U23, Elite	14:45	16:30
XCO Presentations – Race 4-5 all categories	16:30	17:00
<b>DHI Schedule</b>		
DHI Practice - Group B	9:00	10:30
DHI Practice - Group A	10:30	12:00
DHI Finals - Group B	12:30	14:00
DHI Finals - Group A	14:00	16:00

*Schedule subject to change.*

*Latest version will be published online and changes communicated via communique.*

## Event Contact List

<b>Event Delivery Team</b>	
AusCycling Head of Events MTB & CX	Lukas Matys
Event Director	Nathan Bassett
Race Director	Bob Morris
Assistant Race Director	Jo Parker
Athlete Services Manager	Sarsha Huntington
DH Operations	Rhys Jones
XC Operations	Brad Alford
Super D Operations	Craig Nissen
Volunteer Coordinator	Jody Margets
Venue Operations	Hayden Beelitz
Media Operations Manager	Andrew Bryan – Beyond the Break
Timing & Results	Neil Hamey - AusCycling
Audio Contractor	Danny Sale – ProGig
Commentator	Chris Sansom
<b>Commissaire Panel</b>	
President of the Commissaire Panel	Jeremy Christmas
Commissaire Panel Member	Peter Blakey

Commissaire Panel Member	Tony Scott
Commissaire Panel Member	Allie Smith
Commissaire Panel Member	Gregory Meller
Commissaire Panel Member	Iain Masters
Commissaire Panel Member	Ash McAuliffe
Commissaire Panel Member	TBC

# Competitor Information

## Rules and regulations

The event will be conducted in accordance with UCI regulations for Mountain Bike. For non-UCI categories, the event will be run in accordance with AusCycling's 2026 Technical Regulations, including both general regulations and those specific to mountain biking.

Competitors are expected to be familiar with these regulations, which can be accessed via the links below:

- [2026 AusCycling MTB Technical Regulations](#)
- [2026 AusCycling General Technical Regulations](#)
- [UCI MTB Rules](#)

## Medical & Hospital

A comprehensive medical response team comprising Queensland Ambulance Paramedics, Registered Nurses, and Assist First Aiders will be deployed throughout the event.

A stationary **Medical Centre** will operate within the main event hub and will be staffed during event operational hours. Additionally, mobile First Responders and Ambulance crews will be positioned at the finish line and key points along the course. All medical incidents are managed through the **Event Operations Centre** to ensure rapid dispatch.

Emergency Operations Centre number: (07) 5628 0120

## WhatsApp Channel

Be sure to follow the official WhatsApp Channel here for event information and updates  
<https://whatsapp.com/channel/0029VbCAWr0IN9jgXQOsdn0K>

## Results

Results will be available at: <https://results.auscycling.org.au/>  
There will be signs in the event village with QR codes on them.

## Presentations

Presentation ceremonies will take place in the event village (both for XC and DH) according to the times listed in the event schedule, noting it is subject to change. All riders who finish 1<sup>st</sup> to 5<sup>th</sup> in Elite or 1<sup>st</sup> to 3<sup>rd</sup> in all other categories must be present at their presentation.

## Prizes

All categories will receive medals for race winners, 2<sup>nd</sup> place, and 3<sup>rd</sup> place.

For the Oceania Continental Series competitions, the following prize money will be paid:

Oceania Continental Series – Downhill – Prize Money			
Men's & Women's Elite - 1st	\$850.00	Men's & Women's U19 - 1st	\$204.00
Men's & Women's Elite - 2nd	\$680.00	Men's & Women's U19 - 2nd	\$170.00
Men's & Women's Elite - 3rd	\$510.00	Men's & Women's U19 - 3rd	\$127.50
Men's & Women's Elite - 4th	\$425.00	Men's & Women's U19 - 4th	\$102.00
Men's & Women's Elite - 5th	\$340.00	Men's & Women's U19 - 5th	\$85.00
Men's & Women's Elite - 6th	\$255.00	Men's & Women's U19 - 6th	\$68.00
Men's & Women's Elite - 7th	\$170.00	Men's & Women's U19 - 7th	\$42.50
Men's & Women's Elite - 8th	\$136.00	Men's & Women's U19 - 8th	\$34.00
Men's & Women's Elite - 9th	\$102.00		
Men's & Women's Elite - 10th	\$68.00		

Oceania Continental Series – Cross Country Race 1 – Prize Money			
Men's & Women's Elite - 1st	\$425.00	Men's & Women's U23 - 1st	\$212.50
Men's & Women's Elite - 2nd	\$340.00	Men's & Women's U23 - 2nd	\$170.00
Men's & Women's Elite - 3rd	\$255.00	Men's & Women's U23 - 3rd	\$127.50
Men's & Women's Elite - 4th	\$212.50	Men's & Women's U23 - 4th	\$106.25
Men's & Women's Elite - 5th	\$170.00	Men's & Women's U23 - 5th	\$85.00
Men's & Women's Elite - 6th	\$127.50	Men's & Women's U23 - 6th	\$63.75
Men's & Women's Elite - 7th	\$85.00	Men's & Women's U23 - 7th	\$42.50
Men's & Women's Elite - 8th	\$68.00	Men's & Women's U23 - 8th	\$34.00
Men's & Women's Elite - 9th	\$51.00	Men's & Women's U23 - 9th	\$25.50
Men's & Women's Elite - 10th	\$34.00	Men's & Women's U23 - 10th	\$17.00
Men's & Women's U19 - 1st	\$102.00	Men's & Women's U19 - 5th	\$42.50
Men's & Women's U19 - 2nd	\$85.00	Men's & Women's U19 - 6th	\$34.00
Men's & Women's U19 - 3rd	\$63.75	Men's & Women's U19 - 7th	\$21.25
Men's & Women's U19 - 4th	\$51.00	Men's & Women's U19 - 8th	\$17.00

Oceania Continental Series – Cross Country Race 2 – Prize Money			
Men's & Women's Elite - 1st	\$425.00	Men's & Women's U23 - 1st	\$212.50
Men's & Women's Elite - 2nd	\$340.00	Men's & Women's U23 - 2nd	\$170.00
Men's & Women's Elite - 3rd	\$255.00	Men's & Women's U23 - 3rd	\$127.50
Men's & Women's Elite - 4th	\$212.50	Men's & Women's U23 - 4th	\$106.25
Men's & Women's Elite - 5th	\$170.00	Men's & Women's U23 - 5th	\$85.00
Men's & Women's Elite - 6th	\$127.50	Men's & Women's U23 - 6th	\$63.75
Men's & Women's Elite - 7th	\$85.00	Men's & Women's U23 - 7th	\$42.50
Men's & Women's Elite - 8th	\$68.00	Men's & Women's U23 - 8th	\$34.00
Men's & Women's Elite - 9th	\$51.00	Men's & Women's U23 - 9th	\$25.50
Men's & Women's Elite - 10th	\$34.00	Men's & Women's U23 - 10th	\$17.00
Men's & Women's U19 - 1st	\$102.00	Men's & Women's U19 - 5th	\$42.50
Men's & Women's U19 - 2nd	\$85.00	Men's & Women's U19 - 6th	\$34.00
Men's & Women's U19 - 3rd	\$63.75	Men's & Women's U19 - 7th	\$21.25
Men's & Women's U19 - 4th	\$51.00	Men's & Women's U19 - 8th	\$17.00

## Rider Emergency Contact

In the event of an emergency riders are to contact an event crew member. This may be the event manager, race director, marshal, or commissaire. Riders can flag down an event crew member or phone Event Operations Centre (EOC) (07) 5628 0120 to receive assistance.

## Rider Emergency Procedure

If you find yourself or another rider in need of medical assistance either during practice or race days, please follow the procedure below.

1. Stop riding and remove yourself and your bike from the track
2. Ensure that you are not in any danger to assist the injured person/s.
3. Immediately phone **EOC**: (07) 5628 0120 to alert race officials, and alert marshal if close by.
4. You **must** remain with the rider until assistance arrives.

## Severe Weather Guidelines

When looking at weather conditions, the safety of the athletes, spectators, staff, and volunteers is the utmost priority. While often providing an additional challenge, adverse weather in its extremes may result in heat exhaustion or other dangerous conditions. In all cases the event will follow the AusCycling Extreme Weather Guidelines.

## Venue Details

The Cairns Rainforest Rumble takes place at Smithfield Mountain Bike Park, located in Tropical North Queensland approximately 15 minutes north of the Cairns CBD. Widely regarded as one of Australia's premier mountain bike destinations, the venue features an extensive network of purpose-built trails set within tropical rainforest terrain.

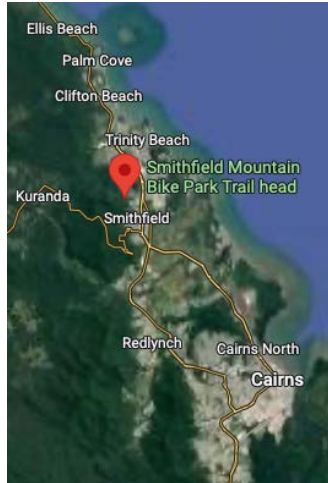
Smithfield has hosted numerous international events, including UCI World Cup and World Championship competition, and is home to some of the region's most recognised trails including Wallabies Run, Whiskers O'Flanneries and Jacobs Ladder. The park offers a mix of technical descending, flowing singletrack and challenging cross-country terrain, providing a world-class setting for racing and riding.

The event hub, rider registration, finish bowl and event village will be located within the Smithfield Mountain Bike Park precinct adjacent to James Cook University.

## Getting to Smithfield MTB Park

Location: James Cook University - Mountain Bike Event Site (North of Campus)

Address: 14-88 McGregor Road, Smithfield QLD 4878



[Google Maps Link](#)

**From Cairns CBD (Approx. 15 minutes / 15 km)**

- Travel north on the Captain Cook Highway (State Route 44)
- Continue through the suburbs of Stratford and Freshwater
- Take the Smithfield / McGregor Road exit
- Follow signage to Smithfield Mountain Bike Park / James Cook University
- Turn right into James Cook University main entrance and follow the event signs left onto the internal 'ring road'
- Event parking will be located within the designated parking areas near the event hub

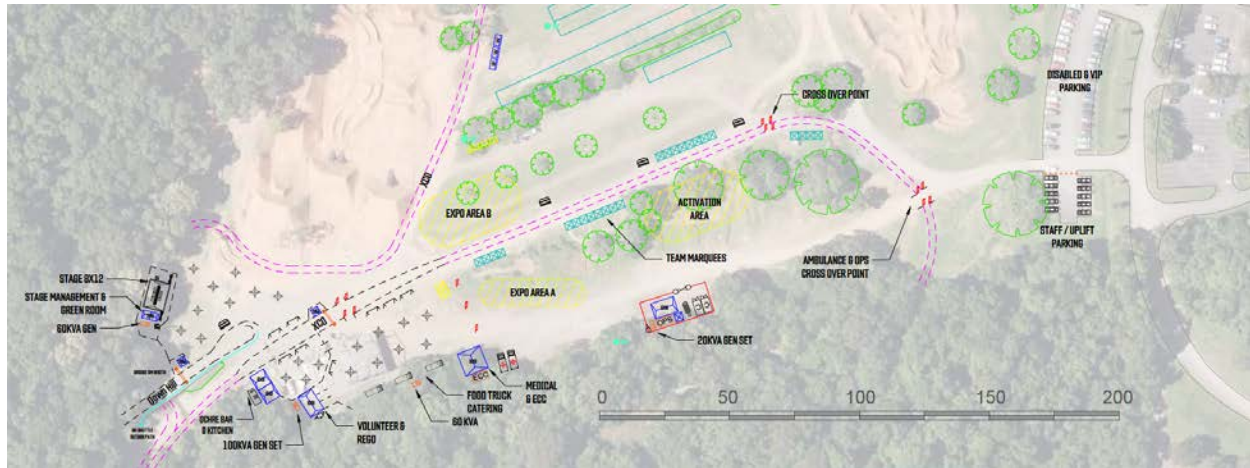
**From Cairns Airport (Approx. 10 minutes / 12 km)**

- Exit the airport and follow Airport Avenue to connect with the Captain Cook Highway northbound
- Continue north toward Smithfield
- Take the Smithfield / McGregor Road exit
- Follow signage to Smithfield Mountain Bike Park
- Turn right into James Cook University main entrance and follow the event signs left onto the internal 'ring road'
- Event parking will be located within the designated parking areas near the event hub

**From Port Douglas (Approx. 50 minutes / 65 km)**

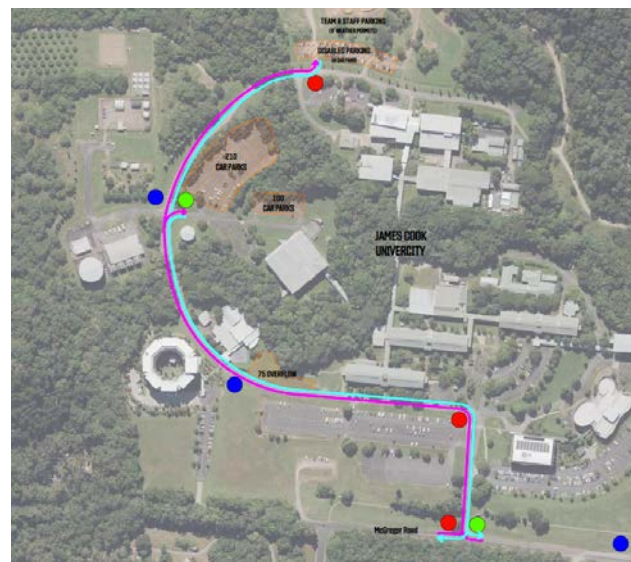
- Travel south on the Captain Cook Highway toward Cairns
- Turn right onto McGregor Road at Smithfield
- Follow event signage to Smithfield Mountain Bike Park
- Turn right into James Cook University main entrance and follow the event signs left onto the internal 'ring road'
- Event parking will be located within the designated parking areas near the event hub

## Venue Map



## Parking

Parking will be available in the Smithfield event area at the back of the James Cook University.



Drivers are reminded to drive safely through the University and follow instructions of the staff and volunteers.

Event parking will be clearly signposted and managed by volunteers during operational hours.

## Team Tent Bookings

To reserve a central position within the event hub—conveniently located with easy access for both DH and XCO—please submit your request via the link below. Team tent areas will offer ample space and a prime location to support your riders and crew throughout the event.

Submissions are essential to assist with event-day movement and layout planning, so be sure to register early to guarantee your spot.

## [Booking Form](#)

### Trail Access outside of event days

Riders must be aware that all trails will not be staffed outside of official practice and race times. Riders who access the trails at this time do so at their own risk of being unable to access emergency assistance.

Trails used for the event will be closed from 11:59pm Saturday 11<sup>th</sup> April 2026 to allow for course preparation works. Trails will reopen at 11:59pm Tuesday 21<sup>st</sup> April 2026.

### Social Media

#### **AusCycling**

Facebook

[@AusCyclingMTBCX](#)

Website

[www.auscycling.org.au](http://www.auscycling.org.au)

X/Twitter

[@AusCyclingAus](#)

YouTube

<https://www.youtube.com/@AusCycling>

Instagram

[@auscyclingaus](#)



## Courses

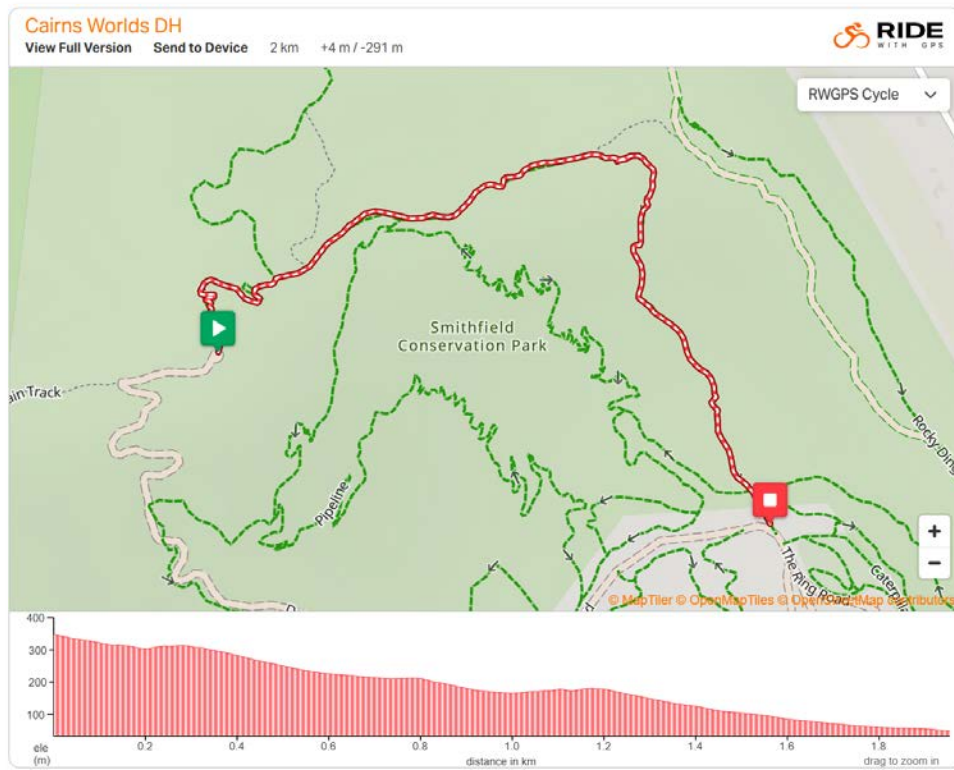
### Downhill (DH)

The DH competition will take place on Worlds Downhill Course:

- Total Elevation Drop: Approx. 290m
- Length: Approx. 2.0km
- Average Gradient: 14.8%
- Key Features:
  - Switch Backs, Rock Garden, Alien Tree, Cyclone, Micks Drop, The Woops, Vines, Generator, Ronnings.

Uplift will be leave from the Parks Gate on the Ring Road, approximately 600m from the finish bowl and be conducted with 4wd vehicles with trailers. Riders must follow instructions of the Uplift Volunteers and Staff. Do not jump the queue. Uplift will be provided at 120 runs per hour during practice.

<https://ridewithgps.com/routes/54080664>



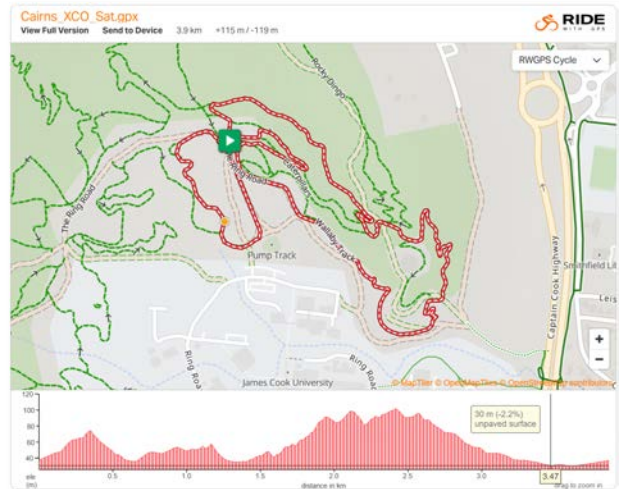
### Cross-Country Olympic (XCO)

The XCO courses have been designed to provide a true world-level experience and include some of the most fun sections of this world class bike park. Races will start and finish on the World Finish Straight. Feed and Tech zone will be directly opposite the event hub approximately 800m after the start/finish.

#### Saturday:

- Total Elevation Gain per Lap: Approx. 120m
- Lap Distance: Approx. 3.9km
- Key Trails Used:
  - Start loop through Green Fields.
  - Crankworx Dual Slalom / Full Tilt
  - Wallabies Run
  - Whiskers O’Flanneries
  - Jacobs Ladder
  - Centipede descent

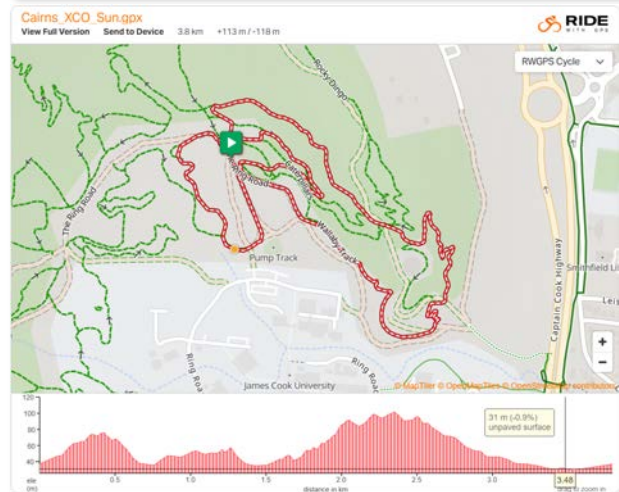
<https://ridewithgps.com/routes/53949346>



#### Sunday:

- Total Elevation Gain per Lap: Approx. 115m
- Lap Distance: Approx. 3.9km
- Key Trails Used:
  - Start loop through Green Fields.
  - Crankworks Dual Slalom / Full Tilt
  - Wallabies Run
  - Whiskers O’Flanneries
  - Centipede descent

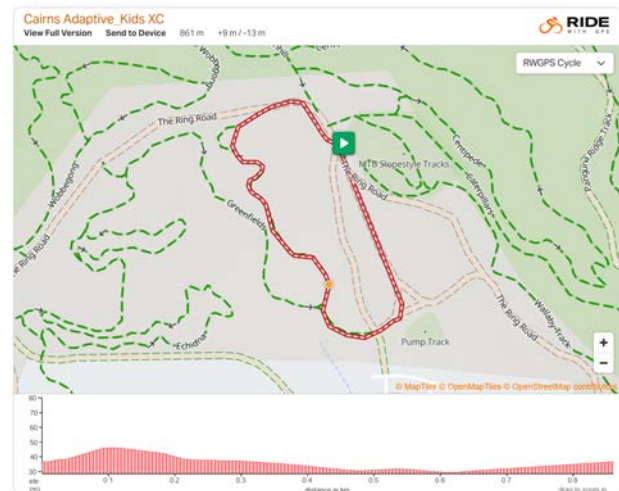
<https://ridewithgps.com/routes/53949409>



### Cross-Country Adaptive

- Total Elevation Gain per Lap: Approx. 15m
- Lap Distance: Approx. 0.9km

<https://ridewithgps.com/routes/54090413>



## Super D

The Super D courses have been designed so all riders regardless of preferred discipline can race. This is social racing and we look forward to joining you after each stage in the event village to hear stories of your adventure.

The event will run over three days, with a different course being offered on each day. Competitors will have one run on each course – with the overall winner being the fastest overall time. Riders will be required to wear full face helmet for each stage.

### Stage 1:

- Nationals DH track
- 1.4km long
- Approximately 200m vertical
- Use pipeline link for the ride up

<https://ridewithgps.com/routes/54230992>



### Stage 2:

- Pipeline track into Greenfields
- 2.9km long
- Approximately 220m vertical
- Use pipeline climb for the ride up

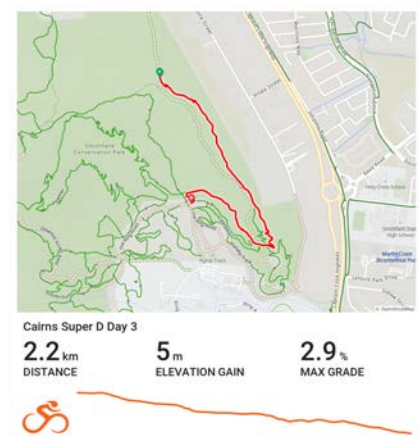
<https://ridewithgps.com/routes/54239278>



### Stage 3:

- Rocky Dingo into Centipede
- 2,2km long
- Approximately 150m vertical
- Use Panguna Ridge climb for ride up

<https://ridewithgps.com/routes/54240881>



# RIDE THE REEF & RAINFOREST

With hundreds of kilometres of trails across the region, including more than 700 kilometres of easily accessible trails in the Cairns region alone, there really is something for every kind of rider.

## DAVIES CREEK BIKE PARK

Here you'll find single track trails, with slightly less elevation. The park has multiple trails, with Trail 1 (Gateway Loop) as the main route. You can ride parts of it or the entire loop. Be sure to enjoy a refreshing post-ride dip at nearby Davies Creek Falls.

**DISTANCE:** 1KM-12.3KM | **TIME:** 2HRS



## MUSGRAVEA TRACK

This easy 6km one-way ride takes you into the dense rainforest of the Djiru National Park, just inland of Mission Beach, and has lovely swimming spots at either end.

**DISTANCE:** 12KM RTN | **TIME:** 2HRS



## BUMP TRACK

Choose between a guided tour with Biked for local insights or ride solo from Port Douglas. This trail, once an Indigenous path connecting coastal and mountain regions. The trail winds through ancient forests, waterfalls, and finishes at the beautiful Four Mile Beach. This historic route also serves as the exciting conclusion of the Reef to Reef race.

**DISTANCE:** 6KM | **TIME:** 2HRS



## MISTY MOUNTAINS

Conquer Koolmoon Creek, Gorrell, and Cardwell Range tracks. These serve up rides of varying distance and difficulty, from intermediate to hard, for experienced, well-equipped riders looking for a challenge in often very isolated territory.

**DISTANCE:** 15KM- 40KM | **TIME:** 1.25 HRS- 2.5KM



# Technical Information - Downhill

## Race Numbers

For all races, DH riders will be issued a race plate with a timing chip. Race Plates must be clearly visible and unaltered in any way. This race plate must be fixed to the riders bike prior to commencing any practice or racing.

Race numbers must be visible to any official or rider whilst on track in either race or course practice. This means that the race plate cannot be obscured in any way. The race plate must be:

- Displayed flat, not curved.
- Free from visible obstructions such as cables or any other hardware.
- Displayed as provided, not cut, folded or altered in any way.
- Perpendicular to the ground with a slight upwards slant.



*Example shown above*

For the UCI categories (Elite and U19) you will also be issued with a body number which you must display at the back during seeding and racing.



## Safety Equipment

### Helmets

As per the 2025 AusCycling Mountain Bike Technical Regulations (Annexure A), riders must have a helmet meeting AS2063 or equivalent international standard. Equivalent international standards include;

- ANSI Z90.4, SNELL B or N Series
- ASTM F-1447
- CAN/CSA-D113.2-M
- US CPSC standard for bicycle helmets
- European CEN standard EN1078

A Full-face helmet meeting AS 2063 or equivalent standard with a fixed non-detachable mouthpiece are mandatory at all AusCycling sanctioned downhill events.

### Clothing and Crash Protection

The jersey shall be a long-sleeved shirt with sleeves that extend down to the rider's wrists. Jerseys used in downhill events should be of a type specifically designed and sold for use in BMX Racing or Mountain Bike downhill events. Jerseys designed for road cycling, skinsuits, or one-piece suits comprising the jersey and the pants/shorts are not permitted for use in downhill events. The jersey must be either close fitting around the waist or must be tucked into the pants before the start to not cause interference. Knees must be covered by full-length trousers and/or self-fastening knee or knee/shin guards expressly designed for off-road competition.

For all riders who are eligible to compete in U13, U15 and U17 categories, the following equipment is mandatory at all times while on track regardless of registered category:

- Full-finger gloves must be worn;
- Full length jersey – jersey must cover elbows at all times;
- Knee pads and elbow pads must be worn.

### The use of the following for all competitors is strongly recommended:

- Neck brace expressly designed for off-road competition;
- Back and shoulder protection expressly designed for the purpose;
- Full finger gloves;
- Elbow protectors and/or long sleeve jersey to the wrist;
- Goggles expressly designed for the purpose.

### Race Seeding

Seeding/Plate order is determined as follows:

<b>Elite, U19, U17</b>
<ol style="list-style-type: none"> <li>1. Recognised UCI World Champion</li> <li>2. 2026 Oceania Mountain Bike Continental Series Downhill Rankings</li> <li>3. Top 200 UCI riders by points (where applicable)</li> <li>4. 2026 Australian National Series Rankings</li> <li>5. All other riders in entry order</li> </ol>
<b>Masters and U15</b>
<ol style="list-style-type: none"> <li>1. Defending format class National Champion</li> <li>2. 2026 Australian National Series rankings</li> <li>3. All other riders in entry order</li> </ol>
<b>Adaptive</b>
<ol style="list-style-type: none"> <li>1. Defending format class National Champion</li> <li>2. Order of Entry</li> </ol>

### For the finals (DH)

- In reverse seeding order with the fastest rider from seeding run starting last.
- Only riders who start seeding will be classified as eligible for finals.

# Technical Information – Cross Country

## Marshaling & Start

Riders are required to be present for a race briefing prior to racing. This briefing will occur during marshaling, as riders move to the starting boxes. In accordance with the technical regulations, rider staging must commence no later than 10 minutes before the scheduled start of the race.

Note that riders will be penalized in the event that they are not present when the marshal calls them at the beginning of a stage.

## XCO Start Procedure

- Riders will be called to the start no earlier than 20 minutes before the scheduled start of the race.
- Five minutes before a call-up an announcement will be made over the public address system to inform riders of the fact, and again three minutes beforehand.
- The riders line up in the order in which they are to be called to the start line. The number of riders on each line is decided by the president of the commissaires' panel and supervised by a commissaire. The rider themselves decides which position on the line to take.
- Once the riders are lined up, warm-up (by rollers, turbo trainer, etc.) is excluded inside or outside the start area.
- The start is given by the start commissaire using the following procedure: warnings 3, 2, 1 minutes and 30 seconds before the start, then a final announcement that the start is given within the next 15 seconds. A whistle will be given to indicate the start.
- The start commissaire is in sole control of the public address system from three minutes before the start, until the start has been given.

## Race Numbers

For all races, XC riders will be issued a race plate with a timing chip. Race Plates must be clearly visible and unaltered in any way. This race plate must be fixed to the riders bike prior to commencing any practice or racing.

Race numbers must be visible to any official or rider whilst on track in either race or course practice. This means that the race plate cannot be obscured in any way. The race plate must be:

- Displayed flat, not curved.
- Free from visible obstructions such as cables or any other hardware.
- Displayed as provided, not cut, folded or altered in any way.
- Perpendicular to the ground with a slight upwards slant.



*Example*



For the UCI categories (Elite and U23) you will also be issued with a body number which you must display at the back during seeding and racing.

### Safety Equipment

As per the 2025 AusCycling Mountain Bike Technical Regulations (Annexure A), riders must have a helmet meeting AS2063 or equivalent international standard. Equivalent international standards include;

- ANSI Z90.4, SNELL B or N Series
- ASTM F-1447
- CAN/CSA-D113.2-M
- US CPSC standard for bicycle helmets
- European CEN standard EN1078

### Race Seeding – XCO

Seeding/Plate order is determined as follows:

<b>Elite, U23, U19</b>
<ol style="list-style-type: none"> <li>1. Recognised UCI MTB XC World Champion</li> <li>2. 2026 Oceania Mountain Bike Continental Series Cross-country Rankings</li> <li>3. Any rider ranked in the top 200 UCI World Rankings</li> <li>4. 2026 XC National Series rankings</li> <li>5. All other riders in order entry</li> </ol>
<b>Masters</b>
<ol style="list-style-type: none"> <li>1. Defending format class National Champion</li> <li>2. Recognised UCI World Champion in the format</li> <li>3. 2026 XC National Series Rankings</li> <li>4. All other riders in order entry</li> </ol>
<b>U15, U17</b>
<ol style="list-style-type: none"> <li>1. 2026 XC National Series Rankings</li> <li>2. AusCycling National Champion</li> <li>3. All other riders in entry order</li> </ol>
<b>U13</b>
<ol style="list-style-type: none"> <li>1. Order of Entry</li> </ol>

## Technical Assistance Zone (TAZ) & Servicing

Designated Technical Assistance Zones (TAZ) will be clearly marked and located after the Finish Line. Only in the Technical Assistance Zone (TAZ) are racers allowed to change any part of their clothing or equipment with the assistance from non-racers.

Feeding and Technical support may only be provided within these Zones. Racers are allowed to collect and drop equipment or food in the TAZ. No food is allowed to be prepared or given to a racer by a member of the racer's support crew unless the rider is in an officially marked TAZ.

Racers are only allowed to give any waste equipment to another person (this includes event or team staff and fans) in the TAZ. Racers can gain verbal assistance from anyone during a race but no one other than another racer can physically help a racer, touch their equipment or provide any supplies outside of the TAZ.

## Technical Information – Super D

### Race Numbers

For all races, Super D riders will be issued a race plate with a timing chip. Race Plates must be clearly visible and unaltered in any way. This race plate must be fixed to the rider's bike prior to commencing any practice or racing.

Race numbers must be visible to any official or rider whilst on track in either race or practice. This means that the race plate cannot be obscured in any way. The race plate must be:

- Displayed flat, not curved.
- Free from visible obstructions such as cables or any other hardware.
- Displayed as provided, not cut, folded or altered in any way.
- Perpendicular to the ground with a slight upwards slant.



### Safety Equipment

As per the 2026 AusCycling Mountain Bike Technical Regulations (Annexure A), riders must have a helmet meeting AS2063 or equivalent international standard. Equivalent international standards include;

- ANSI Z90.4, SNELL B or N Series
- ASTM F-1447
- CAN/CSA-D113.2-M
- US CPSC standard for bicycle helmets
- European CEN standard EN1078

A Full-face helmet meeting AS 2063 or equivalent standard with a fixed non-detachable mouthpiece are mandatory at all AusCycling sanctioned downhill events.

### Start Order

Rider may start in any order and are recommended to ask the start marshal for larger gaps if they expect they will catch the rider ahead or be caught by the rider behind. Minimum 30 sec will be the gap between starts.

## Technical Information - General

### Therapeutic Use Exemption

All competitors may be subject to anti-doping testing under AusCycling and Sport Integrity Australia regulations. If you are currently taking any medication (including supplements), please check whether this substance is banned in or out of competition via [www.globaldro.com/AU/search](http://www.globaldro.com/AU/search)

A TUE is an exemption that allows an athlete to use, for therapeutic purposes only, an otherwise prohibited substance or method (of administering a substance). TUE approval may protect athletes from receiving a sanction if a prohibited substance is found in their sample.

Who needs to complete a TUE in-advance for Cycling? Athletes who are taking, considering taking, or being prescribed any banned or prohibited substances. Further information on the TUE process can be found on the Sport Integrity Australia (SIA) website <https://www.sportintegrity.gov.au/resources/therapeutic-use-exemption> or by calling 1300 027 23

### Sport Integrity Australia App

Any athlete and official can download the SIA app.

The SIA App has been designed with athletes in mind. The App gives a complete list of all supplements sold in Australia that have been screened for prohibited substances by an independent laboratory. The testing and certification of sports supplements cannot provide athletes a 100% safety guarantee but does significantly lower the risk of a positive test. For non-tested supplements the App gives athletes access to a quiz to assess the risk posed by highlighting key risk factors. The App can also be used to report doping, check if a medication is banned in sport, give SIA feedback on testing missions, and complete online education module.

### Sport Integrity Reminder

A reminder this is a National/State level AusCycling event. Sport Integrity Australia can conduct anti-doping testing at any event or competition. It is your responsibility to ensure you are aware of your obligations and have completed clean sport education.

All riders over 13 are strongly encouraged to complete Anti-Doping Fundamentals and the 2024 Annual Update online courses through the Sport Integrity Australia eLearning page: [Sport Integrity Australia eLearning: Log in to the site.](#)

It is recommended you also download the Sport Integrity app which can assist you to check medications, supplements and complete your education.

### Policy Notice

By entering this event you agree to the following:

- [AusCycling Refund Policy](#)
- [AusCycling Technical Regulations - General](#)

- [AusCycling Technical Regulations - Mountain Bike](#)
- [National Integrity Framework](#)
- [AusCycling Concussion Policy](#)

## Images

Images taken during this event are owned by AusCycling. These images can be used for promotional purposes without any further consent required. For further information please see the AusCycling Membership Terms and Conditions. If you do not want your image used, please opt out by emailing [marketing@auscycling.org.au](mailto:marketing@auscycling.org.au).



Turn up the thrill on an adventure through Tropical North Queensland. Whether your idea of adventure is canyoning through the rainforest, diving on the Great Barrier Reef, leaping from a plane, or everything in between, there’s an adventure waiting for you.



**CAIRNS SKYDIVING**

Ramp up the adrenaline to the max and experience an unforgettably breathtaking view of Tropical North Queensland’s twin jewels – its World Heritage rainforest and the Great Barrier Reef – with a tandem skydive at Cairns or Mission Beach. Or skydive over the stunning ETTY Bay with Cairns Skydiving.



**CAIRNS ADVENTURE GROUP RAFTING**

Take your pick of locations and navigate the rapids of the beautiful Barron or Tully rivers in your own raft on a guided tour. The guides will show you the ropes and lead you every step of the way as the river twists through spectacular World Heritage rainforest scenery and the rapids get bigger and trickier.



**SKYPARK CAIRNS**

At Skypark Cairns by AJ Hackett’s Bungy Tower, set in the rainforest at Smithfield, you can take your pick from the 16 different jump styles on offer, which include everything from a graceful Swan Dive all the way to riding a BMX bike off a roof. Or you can just soar to a height of 45m at speeds of up to 120km/h with a friend on the Giant Jungle Swing.

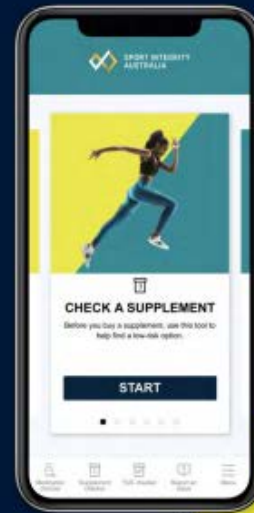


# CLEAN SPORT IS YOUR RESPONSIBILITY

## SPORT INTEGRITY APP

- Check medications on Global DRO
- Find low risk supplements
- Check if you need a Therapeutic Use Exemption (TUE)
- Report an issue
- Give feedback or ask a question

The app also has information on all sport integrity issues, anti-doping rules, testing programs, the health effects of doping, supplement and nutrition advice, overseas travel considerations and more. Just click on the menu icon.



Download the app from the Apple Store and Google Play store here.

## ONLINE EDUCATION

- Sport Integrity Australia's eLearning website: [elearning.sportintegrity.gov.au](http://elearning.sportintegrity.gov.au)
- Visit the site for courses on integrity topics including: Safeguarding Children and Young People in Sport Induction, introduction courses to anti-doping, match-fixing and illicit drugs, along with specific courses for parents and coaches.



### Contact Us

Email: [education@sportintegrity.gov.au](mailto:education@sportintegrity.gov.au)  
 Safe Sport Hotline: 1800 161 361  
 Enquiries: 1300 027 232  
[www.sportintegrity.gov.au](http://www.sportintegrity.gov.au)

# COMPETITION COMING UP?

## MAKE SURE YOU ARE READY!

**1** Download the Sport Integrity App and use it to make your way through the following steps.



**2** **TAKING A MEDICATION?**  
 Use the 'Check a Medication' tab to access Global DRO to make sure your medication isn't banned in sport.



**3** **TAKING A BANNED SUBSTANCE FOR MEDICAL PURPOSES?**  
 Use the Therapeutic Use Exemption Checker to see if you need a TUE, and complete the paperwork if required.



**4** **USING SUPPLEMENTS?**  
 Use the 'Check a Supplement' tab to check the risk of your product. Supplements are the leading cause of inadvertent positive tests in Australia.



**5** **NEVER BEEN TESTED?**  
 Prepare yourself by going through a virtual reality test on the App. (Search for it under the menu icon)



**6** **KNOW THE RULES?**  
 A positive test is only one way to be banned from sport. Read up on the 11 Anti-Doping Rule Violations.



**7** **COMPLETED YOUR EDUCATION?**  
 Access the Sport Integrity Australia online courses by clicking on the Get Educated tab.



**8** **TRAIN AND COMPETE CLEAN!**



**SPORT INTEGRITY AUSTRALIA**

**CONTACT US**

Please visit our website [sportintegrity.gov.au](http://sportintegrity.gov.au), contact us at [education@sportintegrity.gov.au](mailto:education@sportintegrity.gov.au), call our Safe Sport Hotline 1800 161 361, or enquire 1300 027 232