






TEAM AUSTRALIA

2026 UCI BMX Racing World
Championships Challenge &
Masters – Presentation June



House Keeping

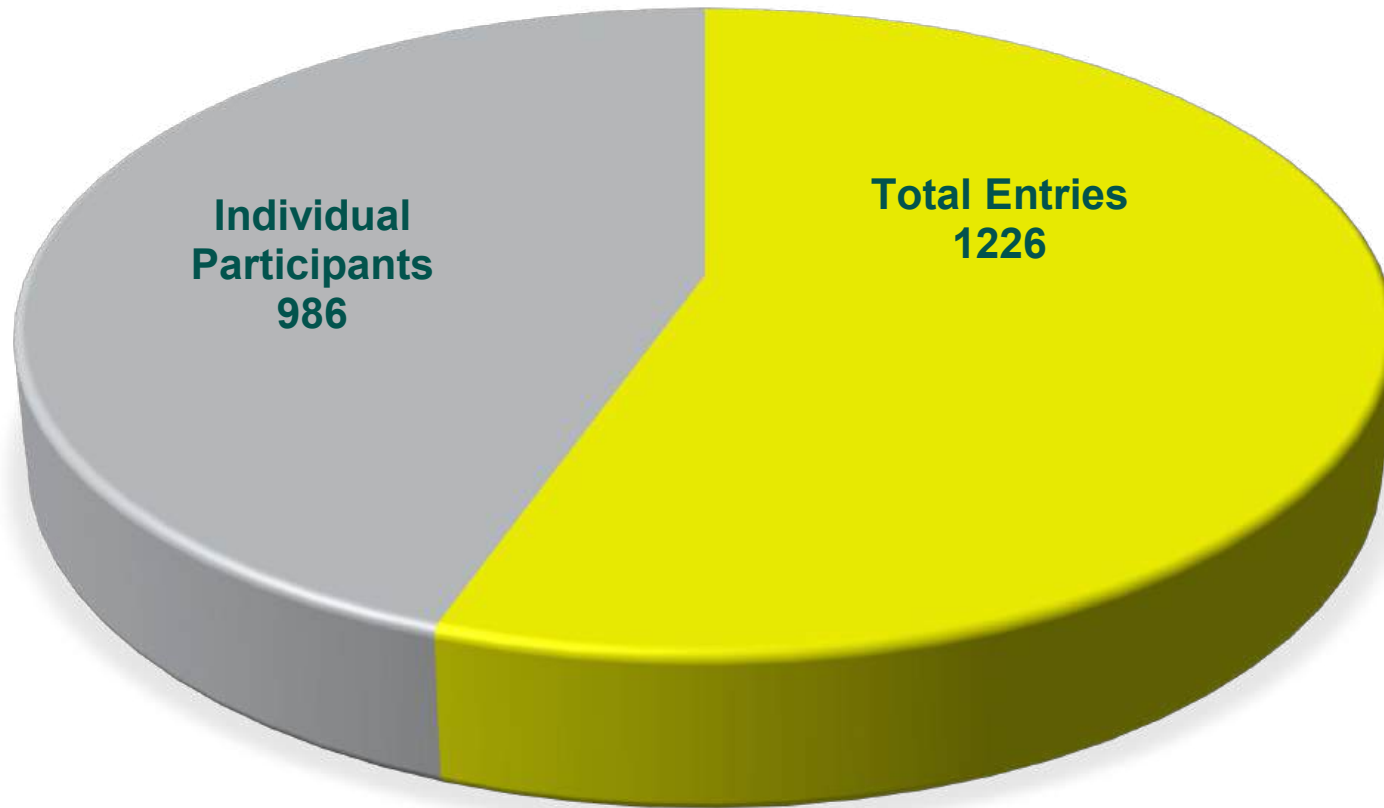
Before We Begin

-  Please keep your microphone on mute unless invited to speak.
-  Questions can be submitted via the chat throughout the presentation. We will endeavour to answer as many as possible during the session.
-  Q&A Session will be held at the end of the presentation. If you would like to ask a question verbally, please use the Raise Hand function.
-  This session may be recorded and shared with Team AUS members who are unable to attend.
-  Please be respectful of all participants and allow everyone the opportunity to ask questions and contribute.

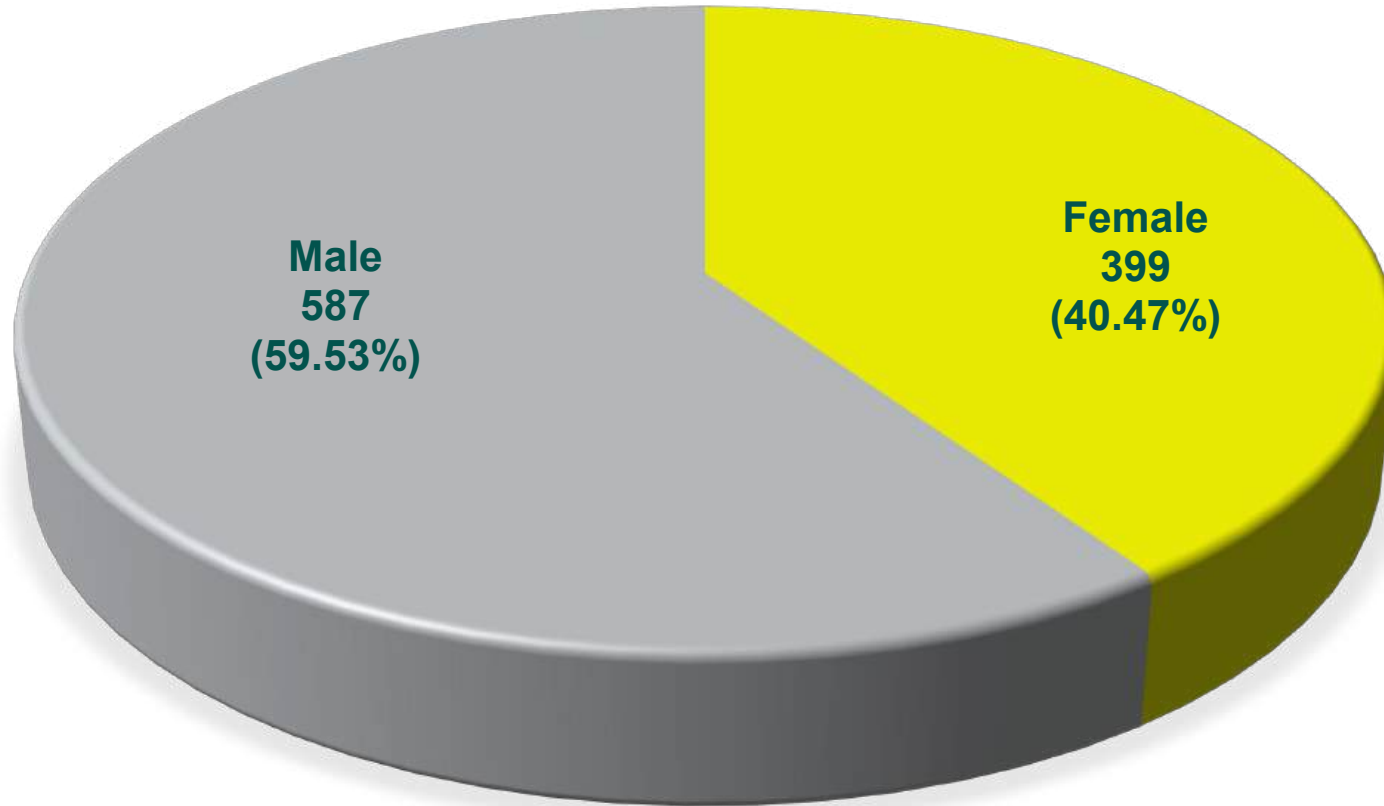
Thank you for joining us and we hope you find the session informative.



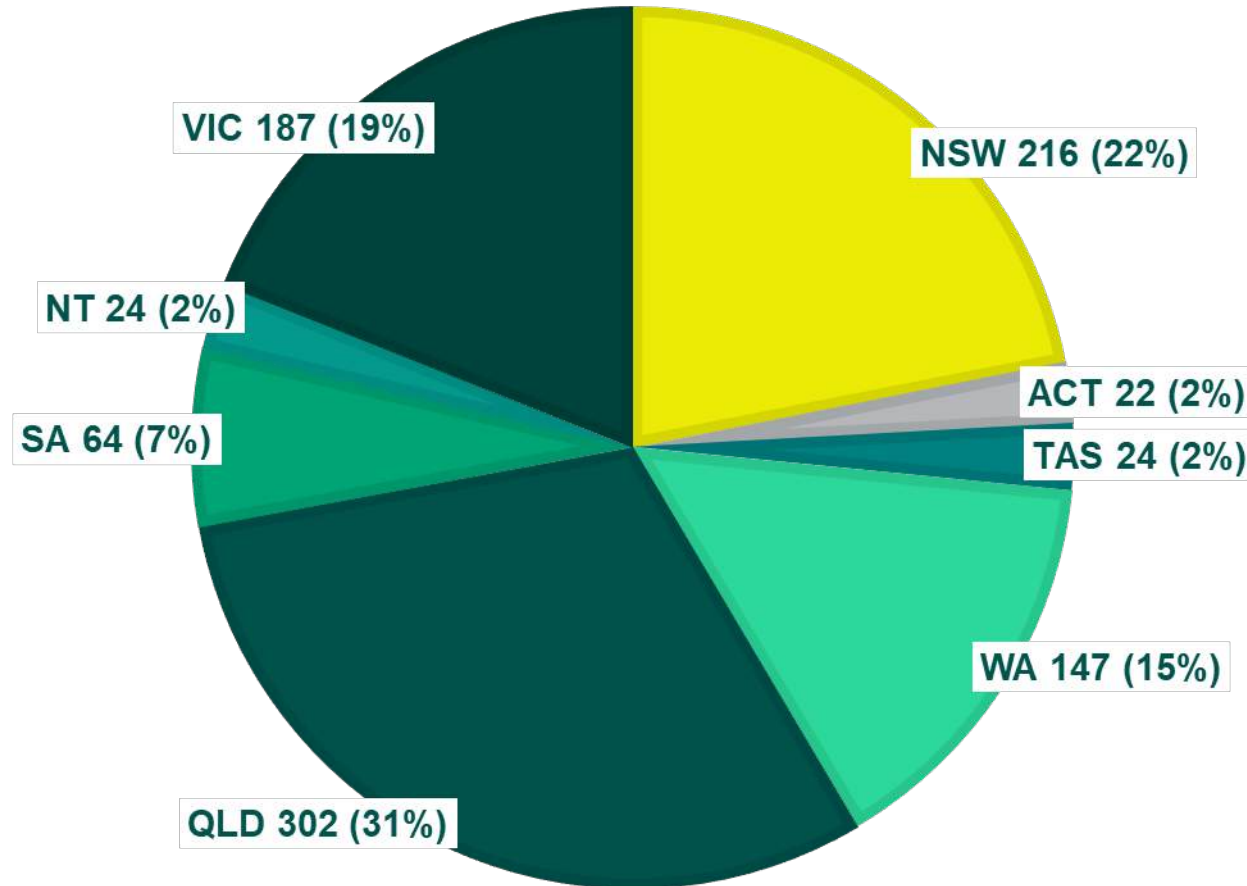
Entries



Gender Split



Participants by State



HEAD TEAM MANAGEMENT

- Simon Anderson (Lead Team Manager) VIC
- Tess Anderson (Team Support & Scoring) VIC
- Jayce Cunning (Team Support & Staging Support) QLD
- Craig Graham (Team Support & Staging Support) QLD
- Samantha Copland (Team Support) VIC
- Trent Asmus (Team Support) QLD
- Simone Tucker (Team Support & Scoring) QLD



ASSISTANT TEAM MANAGEMENT

- Luke Madill (Staging Support & Team Support) NSW
- Oliver Moran (Team Support) NSW
- Jesse Asmus (Team Support) QLD
- Bodi Turner (Team Support) VIC
- Jai Copland (Team Support) VIC
- Hayden Fletcher (Team Support) VIC
- Daniel Morris (Team Support) NSW
- James Lautier (Team Support) VIC
- Danielle Cole (Team Support) ACT
- Rhiannan Preston (Team Support) VIC
- Storm Crocker (Team Support) QLD
- David Jackson (Team Support) QLD
- Vernon Dries (Grandstand communication) QLD
- Michael Beames (Grandstand communication) TAS
- Owen Douglas (Mechanic) NSW
- Michael Tucker (Mechanic) QLD
- Corey Sztama (Mechanic & Team Support) VIC
- Scott Timson (Mechanic) VIC
- Tiarna Graham (Team Medic) QLD
- Michelle Hines (Team Support) VIC
- Leanne Young (Team Support) NSW
- Karl Mustchin (Team Support) WA
- Thomas Tucker (Team Support) QLD



GENERAL INFORMATION

- Spectator Tickets are available at [2026 UCI BMX World Championship Tickets](#)
 - *Challenge & Masters riders with wristbands will have access to the spectator ground pass areas during Challenge & Masters practice and all Challenge & Masters competitions.*
 - Challenge riders wishing to watch the Championships racing, will be required to purchase a spectator ticket.*
- No food or beverages are to be brought into the spectator areas on venue from outside vendors. All food and beverages must be purchased from the onsite vendors.
- Teams and Riders may bring food and beverages into the Team Area only.
- Visitors/Spectators are advised that there is spectator parking close to the venue, it is recommended that all spectators use these parking lots and not park on the street.

(Please remember, UCI is running this event, not Auscycling)



Team Etiquette

Representing Australia

- Riders, parents and support crew represent Australia at all times.
- Show respect to team managers, officials, volunteers, competitors, and the public.
- Demonstrate good sportsmanship both on and off the track.

Team Conduct Expectations

- Follow all directions from Team Managers and event officials.
- Be punctual for team meetings
- Maintain a positive attitude and support fellow riders.
- Use respectful language and behaviour at all times.

Social Media & Public Behaviour

- Social media posts must reflect positively on the team.
- Bullying, harassment, or inappropriate comments will not be tolerated.
- Respect the privacy of teammates and officials.
- Remember you are representing Australia internationally.



Race Venue Expectations

- Respect all venue rules and UCI regulations.
- Keep team areas clean and organised.
- Treat equipment and facilities responsibly.
- Support safe and fair competition practices.

Parents & Supporters

- Encourage all riders positively and respectfully.
- Avoid confrontation with officials, volunteers, or other teams.
- Allow team managers to manage competition matters.
- Help create a supportive team environment.

Behaviour That Will Not Be Tolerated

- Abuse toward officials, volunteers, riders, or staff.
- Bullying, discrimination, or harassment.
- Aggressive, disruptive, or unsafe behaviour.
- Damage to property or failure to follow team directions.

 Inappropriate social media conduct.

Consequences of Misconduct

- Verbal or written warnings.
- Removal from team activities.
- Possible removal from the team.
- Referral to AusCycling disciplinary processes.
- Serious incidents may be escalated to authorities.

Team Values

- Respect
- Integrity
- Sportsmanship
- Teamwork
- Pride in Representing Australia



SCHEDULE

Thursday - 16 July 2026 (Day 1)			
			TEAM MANAGERS ONLY
8:00	16:00		Accreditation Centre open for Countries Team Managers'
13:00	14:00		Team Managers' Meeting - Challenge and Masters Location: Chandler Theatre Sleeman Sports Centre
14:00	16:00		Countries Team Managers' - Riders' Confirmation UCI BMX Racing World Challenge & Masters

Friday - 17 July 2026 (Day 2)			

Saturday - 18 July 2026 (Day 3)			
TBC			Australian Riders Registration – Location TBC

Sunday - 19 July 2026 (Day 4)			
TBC			Australian Riders Registration – Location TBC

Monday - 20 July 2026 (Day 5)			
			UCI BMX Racing World Challenge: Practice Day Schedule of times and nations will be announced after registration closes.
7:00			Venue open to Athletes
8:00	9:20	1:20	Group 1 -
9:25	10:45	1:20	Group 2 -
10:50	12:10	1:20	Group 3 -
12:15	13:35	1:20	Group 4 -
13:40	15:00	1:20	Group 5 -
15:05	16:25	1:20	Group 6 -

Tuesday - 21 July 2026 (Day 6)			
			UCI BMX Racing World Challenge: Practice Day Schedule of times and nations will be announced after registration closes.
7:00			Venue open to Athletes
8:00	9:20	1:20	Group 6 -
9:25	10:45	1:20	Group 5 -
10:50	12:10	1:20	Group 4 -
12:15	13:35	1:20	Group 3 -
13:40	15:00	1:20	Group 2 -
15:05	16:25	1:20	Group 1 -

NOTE: This is a draft, we will know the official schedule by the 5th July 2026



Wednesday - 22 July 2026 (Day 7)			
			UCI BMX Racing World Challenge: Schedule and categories racing on this day will be announced after registration closes.
7:00			Venue open to Athletes
8:00	9:45	1:45	Men/Women Age Groups UCI World Challenge - Warm Up
10:00			Racing Start Time
			Prize giving Ceremony - Following Racing

Thursday - 23 July 2026 (Day 8)			
			UCI BMX Racing World Challenge: Schedule and categories racing on this day will be announced after registration closes.
7:00			Venue open to Athletes
8:00	9:45	1:45	Men/Women Age Groups UCI World Challenge - Warm Up
10:00			Racing Start Time
			Prize giving Ceremony - Following Racing

Friday - 24 July 2026 (Day 9)			
			UCI BMX Racing World Challenge: Schedule and categories racing on this day will be announced after registration closes.
7:00			Venue open to Athletes
8:00	9:45	1:45	Men/Women Age Groups UCI World Challenge - Warm Up
10:00			Racing Start Time
			Prize giving Ceremony - Following Racing

Saturday - 25 July 2026 (Day 10)			
			UCI BMX Racing World Challenge & Masters: Schedule and categories racing on this day to be decided after registration closes.
7:00			Venue open to Athletes
8:00	9:45	1:45	Men/Women Age Groups UCI World Challenge & Masters - Warm Up
10:00			Racing Start Time
			Prize giving Ceremony - Following Racing



OPENING CEREMONY

The Opening Ceremony for the 2026 UCI BMX Racing World Championships will be conducted on **Saturday 18 July** after Championship practice concludes and before the qualifications commence.

The Opening Ceremony will include:

- The UCI Anthem & UCI Flag raising
- Official speeches from the UCI and LOC, and
- An indigenous Welcome to Country including a Smoking Ceremony & Didgeridoo



Entries

Entries open: 22 June 2026

AusCycling will submit all rider entries directly to the UCI entry portal.

What Happens Next?

Once all entries have been submitted, we will Export the entry list from the UCI portal.

•Share the list via:

- Team AUS Facebook Group
- Email communication with a link to access the list

Your Responsibility

Please carefully review the entry list and confirm:

- Your rider is entered and in the **correct category**
- If riding multiple classes, your rider is entered in **both classes**

Found an Issue?

If you cannot locate your rider or notice any errors or discrepancies, you **must contact Tess**

(tess.anderson@auscycling.org.au) as soon as possible.

 Entries close **on 30 June**, so any corrections must be identified and submitted before this deadline.



Rider Registration & Pack Collection

All riders must collect their Rider Pack from the Team Managers prior to their first official practice session.

Collection times and locations will be communicated closer to the event via:

- Team AUS Facebook Group

What's Included in Your Rider Pack?

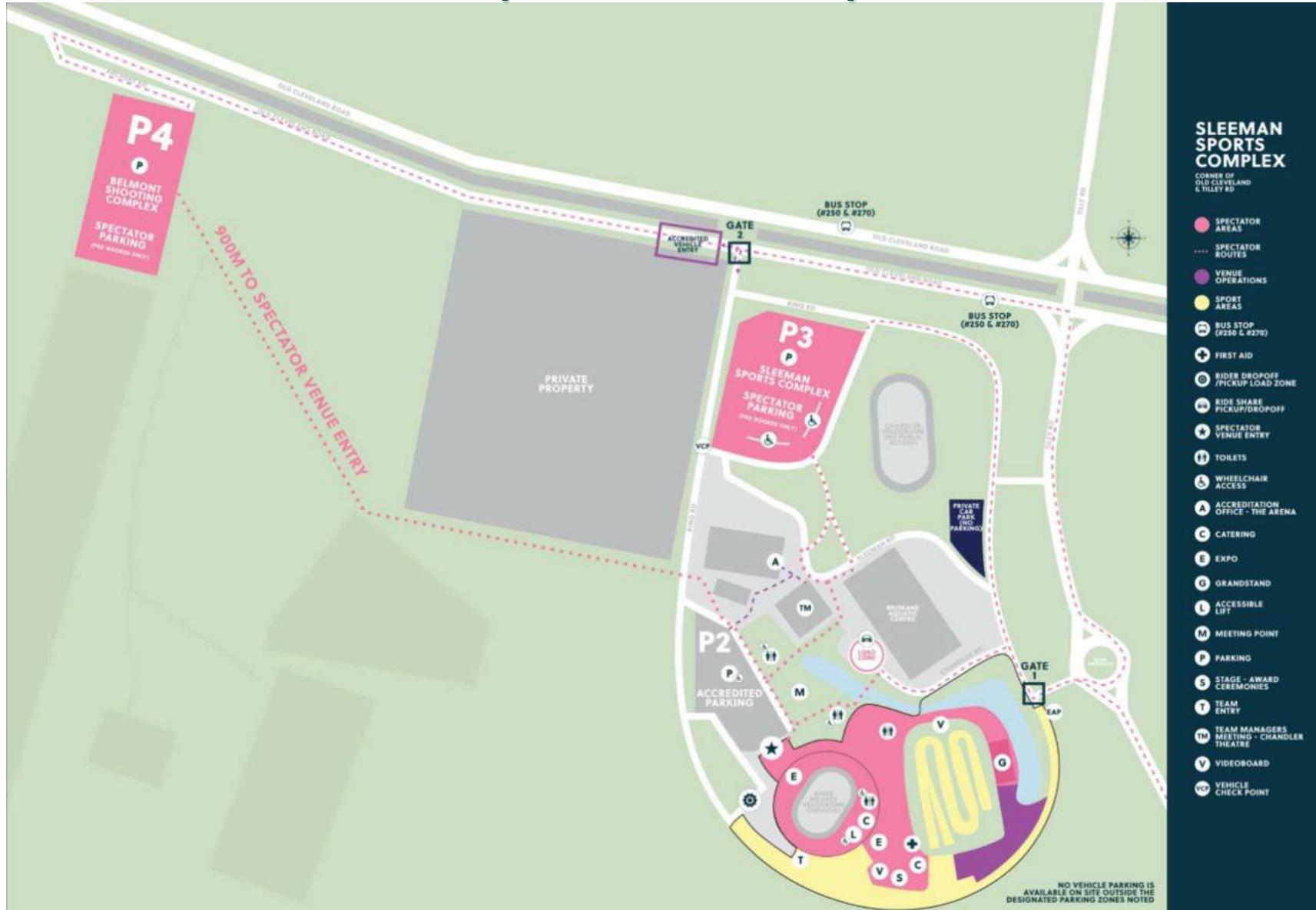
- Front Number Plate
- Lateral / Side Plate
- Cable Ties
- Rider Wrist Band and matching barcode sticker (to put on the bike)
- Moto Sticker for the back of the plate



Important Reminders

- ⚠ Rider Packs must be collected before your first practice session.
- ⚠ Please check your pack upon collection and advise a Team Manager immediately if anything is missing or incorrect.
- ⚠ Riders will require their wristband at all times . Do not remove wrist band

Spectator Map



Rider Entry to the Venue

Before accessing the rider area, all riders must complete the following checks:

Step 1 - Transponder Check – SQORZ

- Run your bike over the Transponder Mat
- Sqorz staff will also scan your barcode sticker on your bike



Reminder – All Riders aged 12 & under must be escorted from the rider entry to the team area by an Aus Team Manger



- Please note that you will **NOT** be able to enter the rider entry on the days you are not competing . Also you must only bring the bike that you are riding with that day. Excludes practice day

Step 2 - Accreditation Check – WINGS

- WINGS staff will scan your barcode sticker on your wrist band & your bike.
- These must match.



- Please note that you will **NOT** be able to enter the rider entry on the days you are not competing . Also you must only bring the bike that you are riding with that day. Excludes practice day

Team Area

Entering the Team Area

Once you have completed the rider entry process and entered the team area, you will remain within the secured rider zone for the duration of your racing.

Important Information – Riders will not be allowed into the spectator areas till **their** racing is completed.



Reminder – All Riders aged 12 & under must be escorted out to meet a guardian at the completion of racing

Team Area

Each age class will be assigned a team manager or managers for the day, and the team manager will be responsible for that class the whole day. Riders will be placed into their age classes in the pit area.

WHAT TO BRING– Items for riders to bring into the pits, non bike related.

Bikes are only allowed into the Team Area during your practice and racing block

Drinks - enough water/sports drinks to last the duration of the days events

Food - Lunch and snacks to last the duration of the days events

Clothing – Spare Official race top, pants and gloves (in case of a crash, saving the cost of purchasing new gear)

Activities - Book/books to read, Colouring books/ Activity books, Card games, etc

Medication - Named and in appropriate containers (left with the team managers if assistance required remembering to collect them at the end of the day)

Other – Small Chair, Communication devices (Mobile phones or Walkie Talkies (fully charged and power banks))

- Make sure **all** personal items are named/labelled clearly.
- These include and are not limited to, helmet bags, back packs, Rollers, long seat post, food and drink

 containers, chair, etc

Team Area – Scoring & Medical

- **Seating** – Limited seating is supplied in the team area, please bring a small chair.
- Class, Moto and lane number to be written on back of plate (Stickers supplied in packs) this is to be done the morning of racing.
- **Rider Results** - Riders are required to provide their results after each race. This is to ensure we can check their result has been recorded accurately
- Minor injury treatment can be done in the team tent
- Medical/dietary requirements (ensure all medications are packed with the rider and Named)
- Riders must remain at the team tent at all times and notify a team manager if going to the toilet, riders will not be allowed into the spectator areas till **their** racing is completed.
- Team etiquette



Mechanical

2026 Worlds Equipment list. From past worlds experiences, we have the following recommendations.

- We are having 4 mechanics on duty in the pit tent and staging areas for the emergency repairs.
- Please make sure you bike, shoes, and race gear are in the best order it can be.
- We have seen the simple things cause a rider to not have the full worlds experience.
- Make sure you bike has been serviced and in A1 condition prior to leaving home. We have seen in the past, bikes with old chains, tyres and these items have let the rider down in the moment of racing.
- We will have basic tools kits, (e.g. floor pump, allen keys, spanner etc) in the pits. If you have unique tools for your bike, please bring them along.

PLEASE BRING

- **Two (2) spare** tubes that suits your bike. Write on the packet in large writing, riders Name, class and race number for the event and what pressure you run in the front and rear tyres. This way, if we need to change your tube. We can get it done quickly and have the correct pressure so you can have confidence on the bike.
- **Changing your gear ratios?** please bring the appropriate tools you need for your bike. Once racing starts, we will not have time to be changing gearing for riders on the race days.
- Spare wheels, yes, you can bring in spare wheels, please make sure they are labelled with the riders Name, class

and race number for the event



Mechanical

- **CLIP SHOES**, please make sure your shoes and cleats are in good order and if you run a boa system. It would be worth carrying a spare system, if you don't already.
- Once arriving at your destination, assemble your bike to make sure everything is there and in working order, to give yourself time to fix anything that may have been damaged during transportation.
- Once your bike is together, please go over every nut and bolt again as these are the most common issue that arises at the track.

Please make sure you **don't** have any **UCI strips** on any of your equipment; it will need to be covered up or taken off for the event.

UCI don't allow the strips for challenge classes.



Staging

- Moto number and lane should be written on riders plate sticker the morning of racing
- Pre-staging / wild– The riders will arrive at pre-staging to be signed off prior to being called into the first staging tent.
- Rider's need to know their moto, plate number & country, as this will be read out over the loud-speaker to enter staging lanes.
- Staging lanes will be marked 1-10 and team managers will ensure you are in the right lane. Just like Nationals.
- From the last staging tent to the gate, riders need to stay with the moto they were lined up with
- Number of staging tents TBC (2 + the pre staging/wild)
- If assistance is required in staging for any reason, find a team manager or ask a commissaire for an Australian Team Manager. There will be 3 team mangers plus a mechanic in this area to help you.



Technical

- **Wrist bands** must be worn at all times
- **Barcodes** - It is important that the sticker is applied in correctly (as in the photo below) so that the bike can be scanned on entry and exit of the Team area. The sticker must not be curved on the frame.

In case of a damaged wristband, sticker please see a Team Manager, and we have these replaced.

- Numberplate and side plate
- **Moto draws** – Scrambled (sheets)
- **Scoring** – All Challenge & Master Categories will need a transponder

(A different transponder **must** be used for each bike type, 20" and/or Cruiser)

- Appeals/protests
- **No UCI Logo** (rainbow stripes)
- Jersey (no numbers or sponsors)
- Race gear regulations (Jersey must be worn at all official practice and ride days)



Technical Information

- Schedule changes (communication) this will be communicated via the Team Aus – Brisbane 2026 page.
- Line up in your designated lane on the gate
- Presentation procedure (no hats, no sunglasses, change of shoes only)
- Mechanicals – Process
- Crash on the track, leave all your gear on including your helmet. Otherwise, you will get a DNF.
- Major injuries – Parent process TBA



FAQ

- **When is the schedule coming out?** UCI will release this early July.
- **Wrist bands** must be worn at all times.
- **Jersey swaps:** This is to be done at the conclusion of the riders day of racing.
- **Jersey's – when will I get mine?** All jerseys have been ordered and ACE Race will send you conformation when they are shipped.
- **Rider drop off and pick up:** Team managers will be at the rider entry to help guide the rider through the scan in point and transponder check. Once riders have finished their racing parent/guardian please make your way to the rider pit entry point to collect your rider, 12 and under.
- **Does AusCycling provide insurance for riders?** As the World championships are in Australia your Rider insurance is included as a part of your Auscycling membership
- **Can a rider hand a bike over the pit area fence?** No
- **Can I wear my go pro or bring a drone?** No



FAQ

- **Does the registration package include travel insurance?** No, you will need to arrange your own travel insurance
- **What day do I need to buy tickets for to watch my family member?** We cannot answer until the schedule is released, but it would be great to have as many Australian spectator everyday supporting our TEAM.
- Spectator Ticket: [BMX Worlds 2026 – Official Event Page \(includes tickets & accommodation\)](#)
- **Team photo:** Yes, we will be having a team photo, location will be at the venue. Time and day will be announced next meeting.
- **Can I add my sponsor or name and number to the team jersey?** **No** the Team AUS jerseys must not be modified in any way
- **Our next meeting will be held on Sunday 5th July 7:30pm AEST**



Thank you

Questions?



EVENT INFORMATION LINKS

[2026 UCI BMX Racing World Championships](#)

[AusCycling BMX World Championships Page – Challenge/Masters](#)

[BMX Worlds 2026 – Official Event Page \(includes tickets & accommodation\)](#)

[Frequently Asked Questions \(FAQ\)](#)

[Facebook Team AUS - Brisbane 2026](#)



EVENT INFORMATION LINKS

[Volunteer with AusCycling via VolunteerLocal](#)



VOLUNTEER AND WIN!

UCI 2026 BMX RACING WORLD CHAMPIONSHIPS BRISBANE AUSTRALIA

brisbane australia Queensland AUSTRALIA

UCI 2026 BMX RACING WORLD CHAMPIONSHIPS BRISBANE AUSTRALIA

70+ VOLUNTEERS WILL WIN

DREAMWORLD TICKETS
SIGNED SAYA JERSEY
DEADFAST CARBON FORKS
GOMA TICKETS • ACE RACE • DHARCO
100 PERCENT • CTD INDUSTRIES
KARMA INDUSTRIES • MEYBO • TBK
MIDLAND CYCLES • PRIMED GARAGE
THRILA • TIME BMX & MORE!

brisbane australia Queensland AUSTRALIA



FAQ – Meeting 17-6-2026

Can you attend the opening ceremony without buying tickets to watch practice?

No, All practice sessions require spectators to purchase tickets. Practice session tickets are available from \$10 via the ticket website.

Do you have to bring your bike when picking up the rider registration pack?

No, bikes are not to be brought to the rider registration collection.

Can a 3rd party collect the rider pack for you?

We can arrange this. If you could please reach out to tess.anderson@auscycling.org.au with the request. Rider packs will not be handed to a third party without prior consent (in writing) from the registered rider / Guardian.

Will younger riders get a chance to meet team managers?

Yes, the Team managers will be at the rider registration handing over the registration packages to their designated age categories.

Will we have to book in a session for the practice days, or will we be allocated practice time?

Practice for challenge and master's will be on Monday 20th & Tuesday 21st July. The UCI will allocate practice sessions for each country. These times will be released with the full schedule around the 5th July.

Are you allocated a plate a number or do you get to choose?

Numbers are allocated by the UCI.

Can the same transponder be used if racing on two different days?

A separate transponder is required for each bike.

Will we have no contact with the 12 and under if they don't have a walker talkie?

Unfortunately, no. Once the riders have entered the secure zone, they are to remain until the completion of their racing.

Will TMs assist with confirming/writing Moto/Lanes on stickers once in team area, or is this to be done by riders prior to arrival?

Given the volume of riders each day, we require the Motos / lane numbers to be written on the sticker prior to entering the team area. Please don't do this the morning of racing just in case there is a change to the draw.

Dietary requirements - do they need to be communicated with the team?

If the dietary requirements were advised at the time of completing the registration form, we have these on file along with allergies. These will be communicated to our Team Nurse.

Do we need to bring our own rollers?

Yes, please ensure they are clearly marked with the rider's name.

Every rider to bring a chair, is that right?

Limited chairs will be provided as part of the team tent area requirements. We encourage you to bring your own small chair, and have this clearly marked with your name.

Assume Sqorz will be timing or will we need to go on the UCI website?

Challenge / Masters Draw and results will be available on sqorz. The event can be accessed under the organisation tab > UCI Or by click this link: [Our Sqorz - UCI](#)

Is there a warmup area at the venue for Riders?

Yes, there is a warm-up cool down area.

Do you need a ticket to attend the Team registration day?

No, a ticket is not required to attend team registration day.

Are we able to see family without leaving pit area?

No, once a rider has entered the rider/team pit area, they will not be able to leave and re-enter during their race day.

If the same transponder has been entered for both bikes, how do we relay the second transponder number on?

This will be picked at as the rider enters the team area and run through the checking station. The Sqorz team will scan your bike barcode and match to your transponder.

Are there any restrictions on sponsors, customising etc on helmets?

There must be NO UCI Logos, Rainbow stripes or use of the Event Naming convention: 2026 UCI BMX Racing World Championships, in any combination, AusCycling logo or name.

Is there an easy drop off zone for under 12's so I can drop off then find a car park?

Yes, there is a drop of zone. Please refer to the site map in the presentation.

Under 12 will someone be there to remind them to eat and drink etc?

Team Managers will be on hand throughout the event to remind riders to eat, drink, and stay fuelled between races.



Hot Tip: Pack your rider's food and snacks into separate zip-lock bags and label them Moto 1, Moto 2, Moto 3, etc. This makes it easy for riders to know exactly what to eat and when, helping them stay energised and focused throughout the day.

A little preparation goes a long way on race day!

Entry times for the rider area?

The venue opening times for athletes is 7:00am each day, with warm-up beginning at 8:00am.

**Please note this is as per the [provisional schedule](#).*

If external family/friends want to come watch racing, confirming that they will also need to purchase tickets?

Correct, all spectators are required to purchase tickets * this includes all practice days.

Is there food/drink available to purchase within team area? or is it BYO everything

There will be one food vendor located in the team area; however, we recommend that all food and drinks are bought in at the beginning of the day.

What travel insurance do you suggest as standard travel insurance doesn't cover extreme sports for riders or parents?

Rider's racing are covered through their AusCycling membership as they would be at any other level event held within Australia. Like most be when we travel, we do recommend that you get travel insurance.

Do riders need to wear Australian jersey for Practice sessions?

Yes, Riders need to wear their Australian Jersey for all racing including practice.

Team Merchandise team gear from the official site. Will this be available for collection at the venue as the delivery date is after the event!

If you purchased your team Merch in the first allocation this will be delivered to your nominated delivery address. If you purchased in the second order window this will be delivered to the venue and will arrange collection when you pick up your plates.

If we have ordered the wrong size jersey, is there an opportunity to change or are they made to order?

Unfortunately, No, They are made to order. However, we encourage to reach out to other team members who may be in the same situation to see if you can swap sizing's.

What if you can't make it on the designated day for plate pick up?

Please reach out Tess (tess.anderson@auscycling.org.au) to advise when your arrival is and we will arrange an alternative time for collection.

Is practice for both challenge and cruiser classes in the same session or is there separate sessions?

Yes, they are in the same session.

What happens if my rider crashes and damages their Aussie jersey and doesn't have a one with them?

Don't worry — the Team AUS management team will have a limited number of spare jerseys available on-site for emergency situations.

NEXT MEETING Scheduled for 5th July Time to be advised