

12-16 MARCH | MT BULLER, VICTORIA

# 2025 GWM MOUNTAIN BIKE NATIONAL CHAMPIONSHIPS TECHNICAL GUIDE

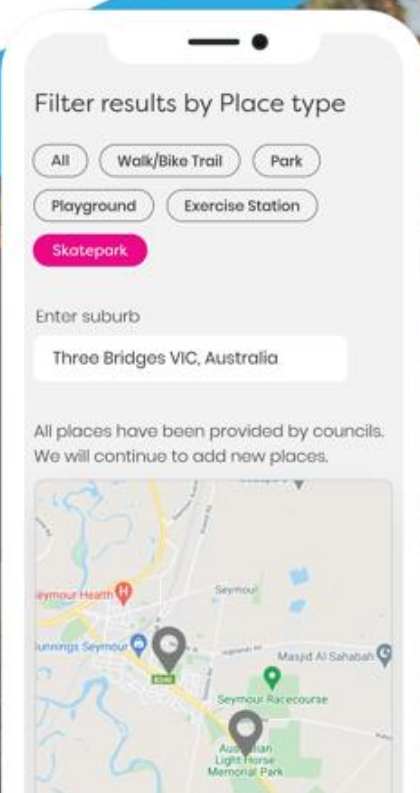


<b>Welcome</b> .....	4
Message from AusCycling .....	4
Message from Victorian Government .....	5
<b>Event Details</b> .....	6
Overview.....	6
Membership/Licence Requirement.....	6
Entries .....	6
Rider Registration .....	6
Rider Responsibilities .....	7
Race Categories .....	7
Event Schedule .....	8
<b>Competitor Information</b> .....	11
Rules and regulations .....	11
Medical & Hospital .....	11
Results .....	12
Presentations.....	12
Rider Emergency Contact.....	12
Rider Emergency Procedure .....	12
Severe Weather Guidelines .....	12
<b>Venue Details</b> .....	13
Courses .....	14
Parking .....	18
Trail Access outside of event days .....	18
Social Media .....	18
<b>Technical Information - Downhill</b> .....	19
Rider Uplift.....	19
Race Numbers .....	19
<b>Technical Information – Cross Country</b> .....	22
Marshaling & Start .....	22

Race Numbers .....	23
Safety Equipment .....	23
Race Seeding – XCC.....	24
Race Seeding – XCO .....	24
Technical Assistance Zone (TAZ) & Servicing .....	25
<b>Technical Information – Team Relay (XCR).....</b>	<b>27</b>
Team Composition .....	27
Race Numbers .....	28
<b>Technical Information – E-MTB .....</b>	<b>29</b>
Marshaling & Start .....	29
Regulations.....	29
Compliance Checks .....	30
<b>Technical Information - General .....</b>	<b>31</b>
Therapeutic Use Exemption .....	31
Sport Integrity Australia App .....	31
Sport Integrity Reminder .....	31
Policy Notice.....	32
Images.....	32

# Move more, explore the outdoors

Discover Places



Search trails, parks, playgrounds, skateparks  
and exercise stations located within Victoria.

Find your next destination to be active on our  
interactive map.

# Welcome

## Message from AusCycling



On behalf of AusCycling, welcome to the 2025 GWM MTB National Championships!

Each year, this event unites Australia's top riders to compete for the prestigious green and gold jersey. We're thrilled to return to the iconic trails of Mount Buller, where the spectacular alpine terrain will push competitors to their limits and create an unforgettable week of racing.

A huge thank you to the Victorian Government, Alpine Resort Victoria, and the local community for their support in making this event possible. We also acknowledge our valued partners, particularly title sponsor GWM – whose vehicles, including the new

Cannon Ute, are built for the MTB lifestyle – as well as the Australian Sports Commission for their continued investment in cycling's growth.

AusCycling respectfully acknowledges the Taungurung People as the Traditional Custodians of this land. We honour their enduring connection to country and recognise their deep knowledge of this alpine environment, which has shaped their culture for thousands of years. Their values of endurance, navigation, and community mirror those that drive our sport today.

A special thanks to Mount Buller's operations team, event staff, commissaires, officials, and volunteers – your dedication makes this event possible.

To all competitors, race hard, enjoy the experience, and embrace the challenge of one of Australia's premier MTB events.

Good luck, and here's to an incredible week ahead!

Marne Fechner

CEO, AusCycling

## Message from Victorian Government



On behalf of the Victorian Government, I'd like to welcome you to Mount Buller for the 2025 Mountain Bike National Championships.

Mount Buller is one of Australia's most iconic mountains and is the ideal spot to host the country's best downhill and cross-country riders racing for gold. It's going to be a spectacular five days of competition in the heart of Victoria's High Country.

That's why we're proud to support the Championships through our Significant Sporting Events Program, which helps organisations to deliver national and international sporting events.

The program has secured more than 1,050 events for Victoria, with over half hosted in regional Victoria, boosting local jobs and economies, and showcasing our iconic regions.

A packed schedule of competition across Elite, U23, Junior, Masters and Adaptive categories will see more than 1800 riders take to the mountain through some truly spectacular scenery.

For visitors to our wonderful state, I encourage you to also explore and enjoy the many attractions in the High Country including incredible natural wonders, historic towns and expansive forests.

Best of luck to the riders and I hope competitors and spectators enjoy a fabulous event.

I wish you all the best for your time here on Mount Buller.

Steve Dimopoulos

Minister for Tourism, Sport and Major Events

## Event Details

### Overview

The 2025 GWM Mountain Bike National Championships is the premier event on the Australian Mountain Bike racing calendar, with riders competing for the national recognition. In each event, the first-place Australian rider shall be acknowledged as the National Champion for the discipline and will be presented the National Champions jersey. All Elite, U23 (XC) and U19 events are registered on the UCI calendar. For downhill competition and in accordance with UCI regulations, U19 riders are eligible for the Elite championship in both women and men.

For further information about the National Champions Jersey and Kit please read the following policy: [National Championship Jersey](#)

### Membership/Licence Requirement

Riders will be required to hold one of the following:

- An active and current AusCycling ‘Race - Off-Road’ or ‘All Discipline’ membership (for all National Championship events), OR
- A 2025 UCI licence issued by a UCI National Federation

No Temporary memberships are permitted for any category and a failure to provide one of the above will result in the rider having to pay to renew their membership at registration.

Further information regarding AusCycling memberships can be found at the following link - <https://auscycling.org.au/membership>

*Note: International riders are eligible for medals but not for Australian championships (national jerseys).*

### Entries

*(entries close 7 March 01:00 AEDT)*

XCO: <https://entryboss.cc/races/23493>

DHI: <https://entryboss.cc/races/23494>

XCC: <https://entryboss.cc/races/23495>

XCR: <https://forms.office.com/r/vwmC6FymVx>

### Rider Registration

Registration/ Event Sign will take place at the ‘Mount Buller Alpine Central’ (Alpine HQ) building, 1 Summit Road, Mount Buller. Registration will be open each day from Tuesday 11 – Sunday 16 March. Refer to registration opening times below. Riders can register any time within this window. Riders must register before riding in any official race or practice.

## Rider Responsibilities

Riders shall, at all times:

- Obey instructions from the Event Organisers, Commissaires and event marshals/officials.
- Employ correct etiquette and ride safely in all situations.
- Be required to wear minimum safety gear including appropriately approved helmet.
- Ensure that their bicycle is in good working order.
- Ensure they have an adequate supply of water, sports drink and nutrition as required for the activity they are to participate in.
- Be responsible for ensuring they are fit enough for the activity.

## Race Categories

Categories for which the National Championships will be awarded listed below:

\*all categories have both a Men's and Women's category.

\*\* Where ability (Expert) categories are offered medals will be awarded, however not jerseys.

Categories*		
Elite M & W	Masters 1 M & W (30-34)	Masters 6 M & W (55-59)
U23 M & W (XC)	Masters 2 M & W (35-39)	Masters 7 M & W (60-64)
Junior M & W (U19)	Masters 3 M & W (40-44)	Masters 8 M & W (64-69)
Under 17 M & W	Masters 4 M & W (45-49)	Masters 9 M & W (70-74)
Under 15 M & W	Masters 5 M & W (50-54)	Masters 10 M & W (75+)
Under 13 M & W	Expert M & W (19-29)**	
Adaptive (XCO & DHI)	E-MTB (XC) – Open	

Cross Country Team Relay (XCR)***	Club Trophy (Open) XCR (4x riders from a single club) Rider 1 – Open Rider 2 – Women's category rider Rider 3 – Masters rider over 40 Rider 4 – Rider aged Under 19	Club Trophy (Junior) XCR (4x U15/17 riders from a single club) - One rider must be female (as a minimum) - One rider must be U15 (as a minimum)
	Open XCR (4x riders from any club/team) Rider 1 – Open Rider 2 – Women's category rider Rider 3 – Masters rider over 40 Rider 4 – Rider aged Under 19	Open (Junior) XCR (4x U15/17 riders from any club) - One rider must be female (as a minimum) - One rider must be U15 (as a minimum)

\*\*\* see further details on eligibility, rider composition criteria and event format later



## Event Schedule

*\*Schedule subject to change*

<b>Tuesday 11/3/2025</b>	<b>Start Time</b>	<b>End Time</b>
Event Bump-in	8:00	17:00
AusCycling Course Inspection	7:00	9:00
AusCycling Event PCP Course Inspections	12:00	17:00
Registrations Open (Alpine HQ)	13:00	17:00
DH: Adaptive Practice	13:00	15:00
XC: Adaptive Practice	15:00	17:00

<b>Wednesday 12/03/2025</b>	<b>Start Time</b>	<b>End Time</b>
Village Open	8:00	17:00
Registration Open (Alpine HQ)	8:00	17:00
DH: Adaptive Practice	8:00	10:30
XC: Official Practice XCC, XCO, XCR	9:00	12:00
DH: Course Walk	10:00	11:30
<b>DH: Adaptive Racing</b>	10:30	11:30
DH: Shuttles Operational	11:30	17:00
DH: Official Practice	12:00	17:00
DH: Presentations (Event Village)	12:00	12:30
DH: Track Closed		17:00

<b>Thursday 13/03/2025</b>	<b>Start Time</b>	<b>End Time</b>
Village Open	8:00	18:00
Registrations Open (Alpine HQ)	8:00	17:00
XC: Official Practice XCC, XCO	8:00	10:00
DH: Shuttles Operational	8:00	17:30
DH: Official Practice - Group B	8:30	12:30
XC: Adaptive Practice	10:00	10:30
<b>XC: Adaptive Racing</b>	10:30	11:30
DH: Official Practice - Group A	13:00	17:00
XC: Official Practice E-Bike, XCR	11:30	12:00
<b>XCO: E-Bike Racing</b>	12:00	14:00
<b>XCR: Racing</b>	14:00	15:30
Presentations	15:30	16:00
DHI: Track Closed for riding		17:00
DHI: Track Walk	17:00	18:00

<b>Friday 14/03/2025</b>	<b>Start Time</b>	<b>End Time</b>
Village Open	8:00	18:00
Registrations Open (Alpine HQ)	8:00	12:30
XC: Official Practice XCO	8:00	9:00
DHI: Shuttles Operational	8:00	18:00
DHI: Official Practice - Group B	8:30	10:30
<b>XCC: U13M and W Racing</b>	9:00	9:30
<b>XCC: U15M Racing</b>	9:30	10:00
<b>XCC: U17M Racing</b>	10:00	10:45
DHI: Official Practice - Group A	10:30	12:30
<b>XCC: U15/17 W Racing</b>	10:45	11:30
<b>XCC: Masters M 6/7/8/9/10 Racing</b>	11:30	12:15
<b>XCC: Masters W 1/2/3/4/Expert Racing</b>	12:15	13:00
<b>XCC: Masters W 5/6/7/8/9/10 Racing</b>	13:00	13:45
<b>DH: Seeding (All Categories)</b>	13:30	17:00
<b>XCC: Masters M 3/4/5/Expert Racing</b>	13:45	14:30
<b>XCC: Masters M 1/2 Racing</b>	14:30	15:15
<b>XCC: U19/23/Elite W Racing</b>	15:15	16:00
<b>XCC: U19M Racing</b>	16:00	16:45
<b>XCC: U23/Elite M Racing</b>	16:45	17:30
Presentations	17:30	18:00
DHI: Track Closed for riding		17:00
DHI: Track Walk	17:00	18:00

<b>Saturday 15/03/2025</b>	<b>Start Time</b>	<b>End Time</b>
Village Open	8:00	18:00
Registrations Open (Alpine HQ)	8:00	10:00
XC: Official Practice XCO	8:00	10:30
DHI: Shuttles Operational	8:00	16:30
DHI: Official Practice - Group B	8:30	10:30
DHI: Official Practice - Group A	10:30	12:30
<b>XCO: U13M and W Racing</b>	10:15	11:00
<b>XCO: U15W Racing</b>	11:00	12:00
<b>XCO: U15M Racing</b>	12:00	13:00
Presentations	13:00	13:30
XC: Official Practice XCO	13:30	16:00
<b>DH: Racing (All Categories)</b>	13:30	17:00
Presentations	17:00	17:30
XCO: Track Closed		16:00
DH: Track Closed		17:00

<b>Sunday 16/03/2025</b>	<b>Start Time</b>	<b>End Time</b>
Village Open	8:00	18:00
Registrations Open (Alpine HQ)	8:00	8:30
<b>XCO: U17/Masters 1/2/3/4/5/6/7/8/9/10/Expert W Racing</b>	8:00	9:30
<b>XCO: Masters 1/2/3/4/5, Expert M Racing</b>	9:30	11:00
<b>XCO: U17M, 6/7/8/9/10 Racing</b>	11:00	12:30
<b>XCO: U19/23/Elite W Racing</b>	12:30	14:30
<b>XCO: U19/23/Elite M Racing</b>	14:30	16:30
<b>Event Closed</b>		18:00

*\* Presentations planned to take place after each race on Sunday 16 March. Winners of the 2025 MTB National Series (XC) will also be presented.*

## Event Contact list

### Event Organisation

- Steve Peterson | Event Director [steve.peterson@auscycling.org.au](mailto:steve.peterson@auscycling.org.au)
- Harry Fortune | Operations Manager [harry.fortune@auscycling.org.au](mailto:harry.fortune@auscycling.org.au)
- Clare Kelly | Event Coordinator [clare.kelly@auscycling.org.au](mailto:clare.kelly@auscycling.org.au)
- Andy Miller | Race Director
- Chris Clarke | Asst Race Director
- Dale Percy | Operations Coordinator
- Hayden Beelitz | Operations Coordinator

### Commissaire Panel

PCP – Jeff Hughes (ACT) [jeff@corc.asn.au](mailto:jeff@corc.asn.au)

Member – Tim Rowe (VIC)

Member – Mark Welsh (NSW)

Member – Anthony Scott (QLD)

Member – Allie Smith (QLD)

Member – Susan Mitchell (SA)

Member – Darryl Cram (ACT)

Member – Bradley Higgins (VIC)

Member – Lorraine Schutz (SA)

Member – Ash McAullife (VIC)

Member – Nick Haertsch (NSW)

# Competitor Information

## Rules and regulations

The event will be conducted in accordance with AusCycling's 2025 Technical Regulations, including both general regulations and those specific to mountain biking. Being a National Championship the UCI rules are also referenced and enforced, where relevant.

Competitors are expected to be familiar with these regulations, which can be accessed via the links below:

- [2025 Mountain Bike Technical Regulations](#)
- [2025 General Technical Regulations](#)
- [UCI MTB Rules](#)

## Medical & Hospital


A dedicated Medical Centre will be located on Summit Road, staffed by an ALS paramedic and first aid team to provide medical assistance for riders and spectators. Course response teams, equipped with 4WD vehicles, will be stationed on both the Downhill (DH) and Cross-Country (XC) courses to respond to on-track incidents.


In the event of a serious injury, medical staff will coordinate with emergency services, including Ambulance Victoria and, if necessary, air evacuation. Riders are encouraged to report any medical concerns to event staff or course marshals. Hydration and recovery areas will also be available at key points across the venue.

As a general principle, medical resources will be available on site 60 minutes before the start of practice and racing, through to 30 minutes after completion.

Mansfield District Hospital in Mansfield, Victoria, serves as the nearest medical facility to Mount Buller and includes an Emergency Department.

Mansfield District Hospital – Emergency Department

 Address: 53 Highett St, Mansfield VIC 3722

 Phone: (03) 5775 8800

This facility provides urgent medical care, and in the event of a serious injury requiring hospital treatment, patients may be transported there by road or air ambulance.

## Results

Results will be available at: <https://results.auscycling.org.au/>

All race plates will have a QR code on them for results tracking during the race. There will be signs in the event village with these codes on them.

## Presentations

Presentation ceremonies will take place in the event village (both for XC and DH) according to the times listed in the event schedule, noting it is subject to change. All riders who finish 1<sup>st</sup> to 5<sup>th</sup> in Elite or 1<sup>st</sup> to 3<sup>rd</sup> in all other categories must be present at their presentation.

## Rider Emergency Contact

In the event of an emergency riders are to contact an event crew member. This may be the event manager, race director, marshal, or commissaire. Riders can flag down an event crew member or phone (*number to be published nearer event time*) to receive assistance.

## Rider Emergency Procedure

If you find yourself or another rider in need of medical assistance either during practice or race days, please follow the procedure below.

1. Stop riding and remove yourself and your bike from the track
2. Ensure that you are not in any danger to assist the injured person/s.
3. Immediately phone (*number to be published nearer event time*) to alert race officials, and alert marshal if close by.
4. You **must** remain with the rider until assistance arrives.

## Severe Weather Guidelines

When looking at weather conditions, the safety of the athletes, spectators, staff, and volunteers is the utmost priority. While often providing an additional challenge, adverse weather in its extremes may result in hypothermia, heat exhaustion or other dangerous conditions. In all cases the event will follow the AusCycling Extreme Weather Guidelines.

# Venue Details

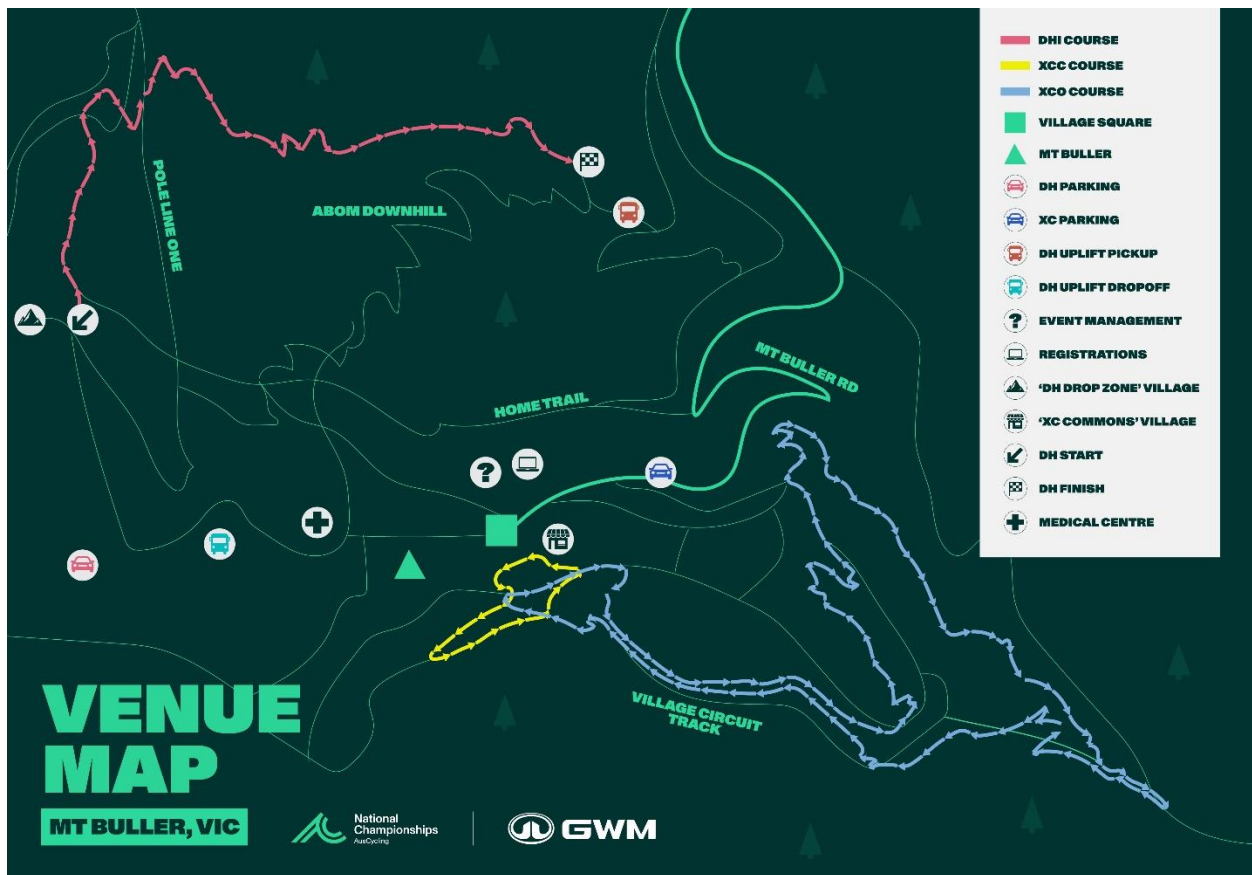
## Venue Overview and Event Layout

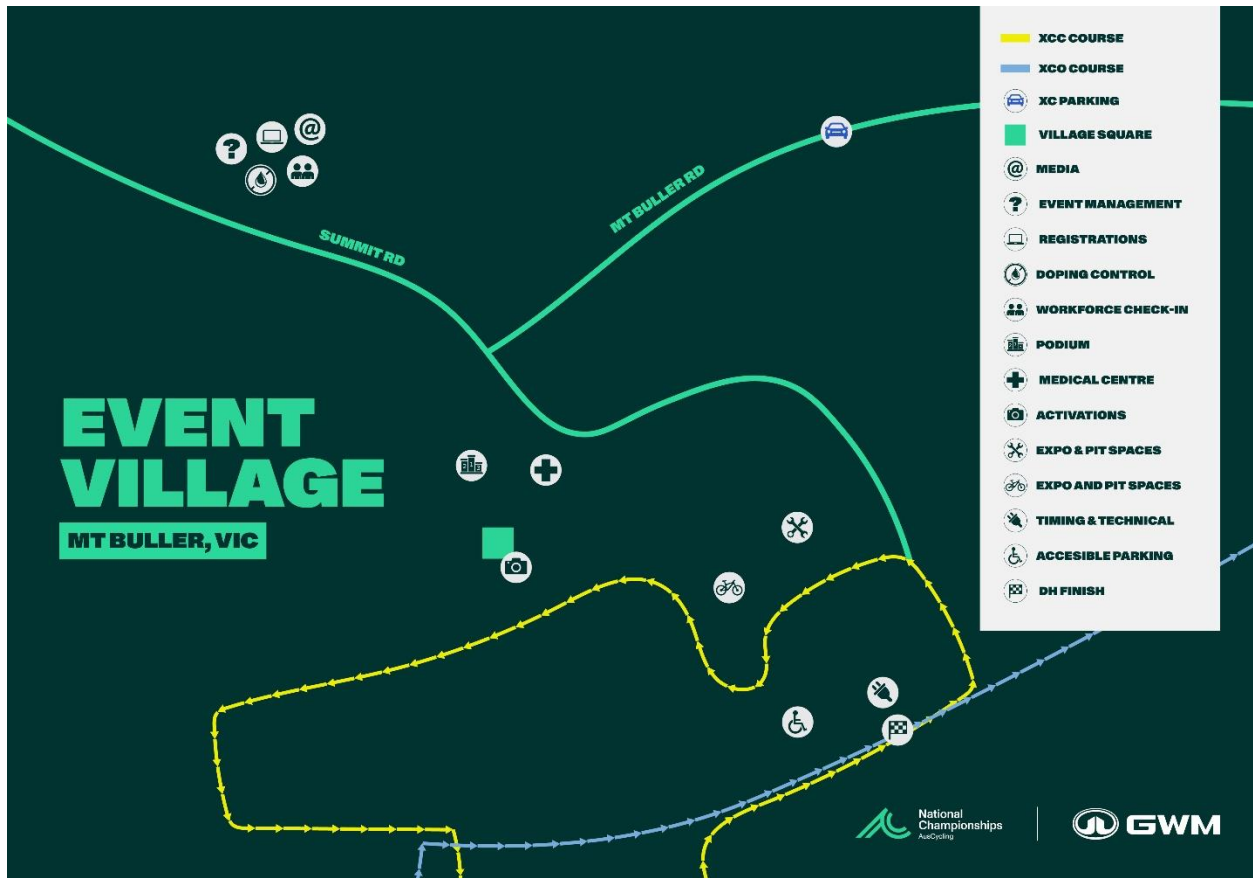
Mount Buller's Resort Management Team have worked with us to centralise the event operations within the event village area and the XC courses have been designed so that they are spectator friendly and interact with the design of the event village.

The Event Village, located near to Alpine HQ and Village Square, will serve as the central hub, featuring team pits, expo spaces, the media centre, rider services and podium presentations. The XC Start/Finish area (for XCO, XCC and XCR), referred to as 'XC Commons' for the event, will be positioned in Village Square, providing a highly visible and accessible focal point for racing.

The Downhill (DH) village, the 'Downhill Drop Zone' and will be positioned above the 'International' race course (where most racing will take place) based near Spurs Restaurant, serviced by rider uplift and nearby parking, near to the Arlberg Hotel.

Key amenities, including the Medical Centre (Summit Road), parking zones, and spectator viewing areas, are strategically placed to support a smooth and enjoyable event experience.





## Courses

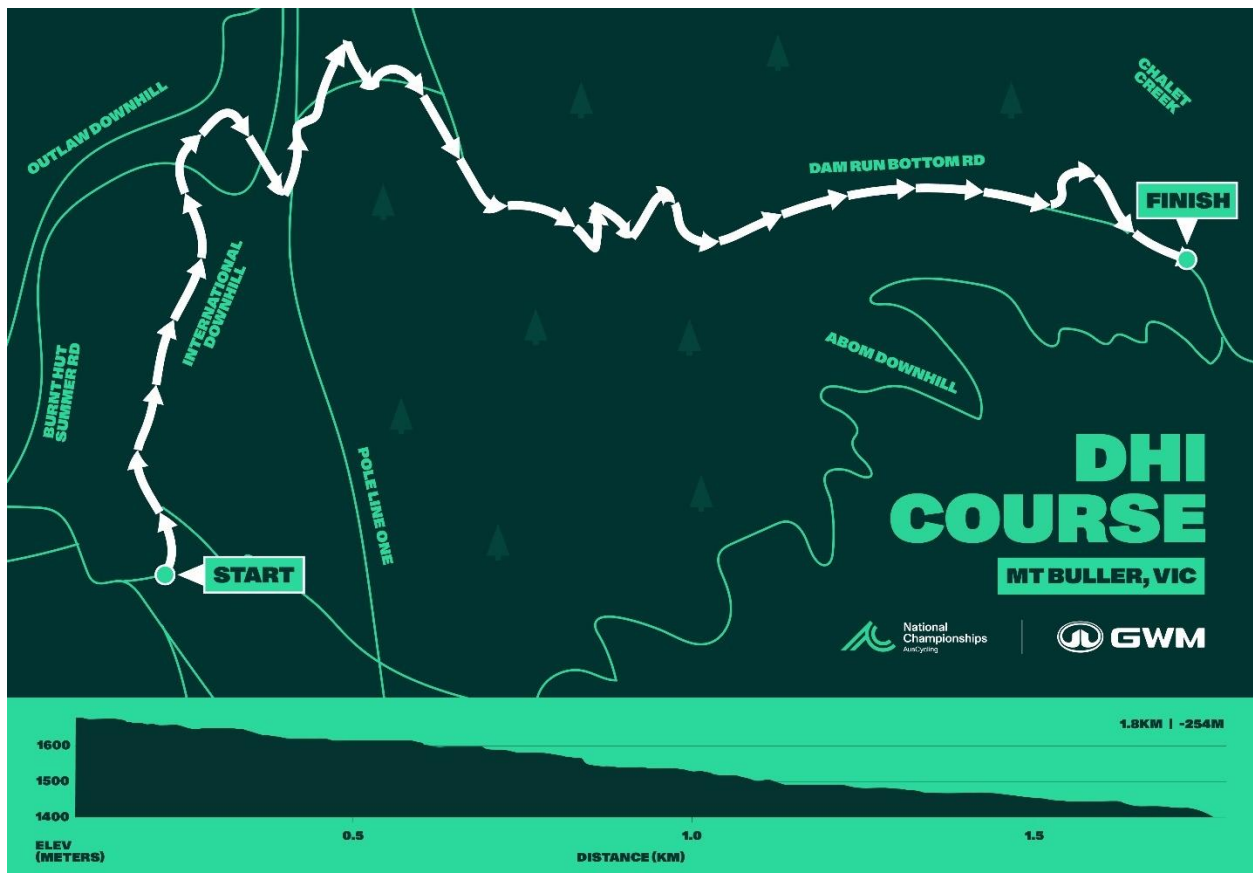
The 2025 GWM MTB National Championships will feature challenging and dynamic courses designed to test riders across all disciplines while ensuring strong spectator engagement throughout the event.

## Downhill (DH)

The DH competition will take place on International, a world-class downhill track featuring:

- Total Elevation Drop: Approx. 300m
- Length: Approx. 1.8km
- Average Gradient: 17%
- Key Features: Steep rock gardens, double road gaps, tight switchbacks, and high-speed technical sections.

This demanding course will challenge riders with technical precision, high-speed sections, and significant elevation changes. Adaptive DH racing will be held on Copperhead, a machine-built flow trail that offers progressive terrain with berms and rollers, making it more accessible for adaptive riders.



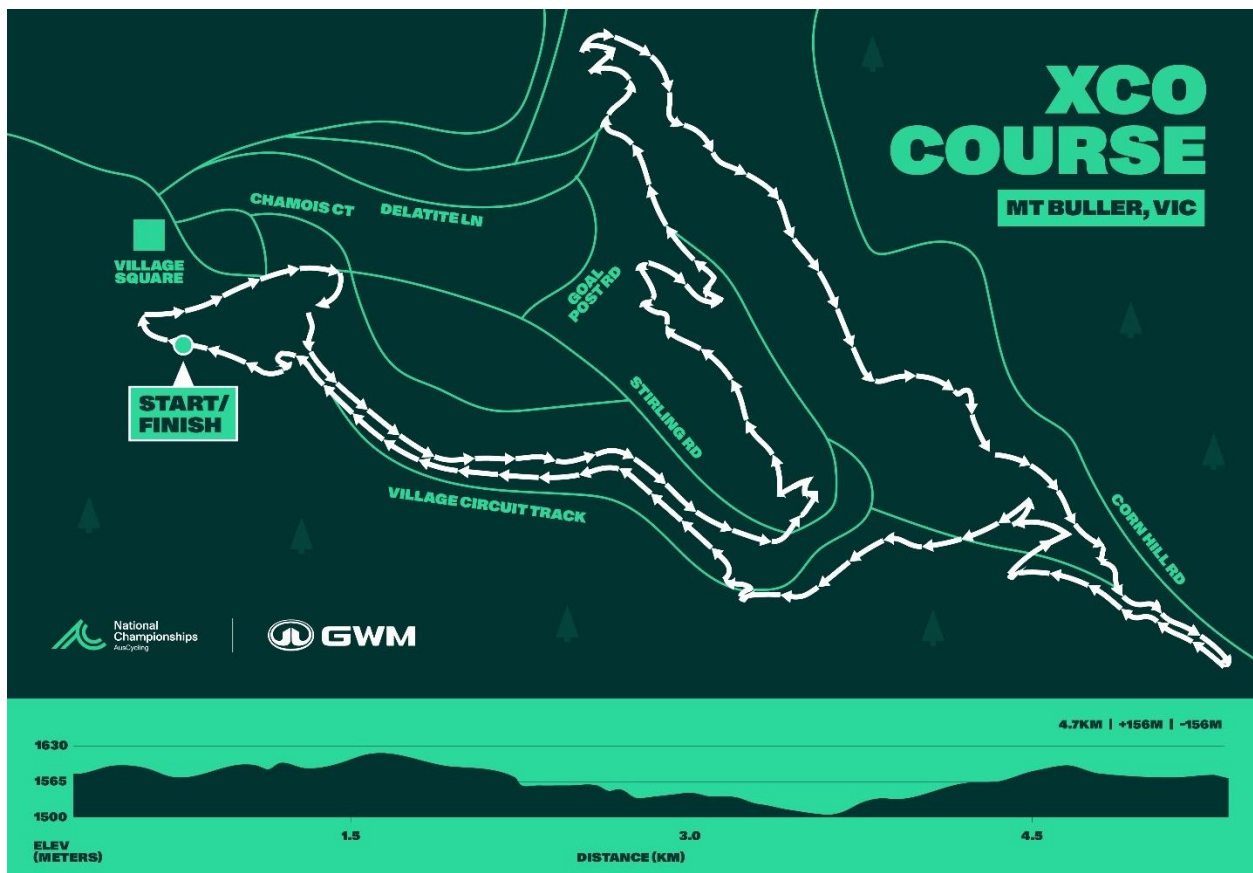


## Cross-Country Olympic (XCO)

The XCO course has been designed to provide a true championship-level experience, incorporating a mix of steep climbs, fast descents, rock gardens, and tight switchbacks. The course will interact with Village Square, ensuring exceptional spectator access.

- Total Elevation Gain per Lap: Approx. 150m
- Lap Distance: Approx. 4.7km
- Key Trails Used:
  - One Tree Hill – Steep climbing sections testing rider endurance.
  - Gang Gangs – Flowing singletrack with technical rock features.
  - Soul Revival – Fast sections with natural obstacles and flow.
  - Split Rock – Rocky descents requiring technical skill.

Races will start and finish in Village Square, bringing the action directly to the event village for a spectator-friendly experience.

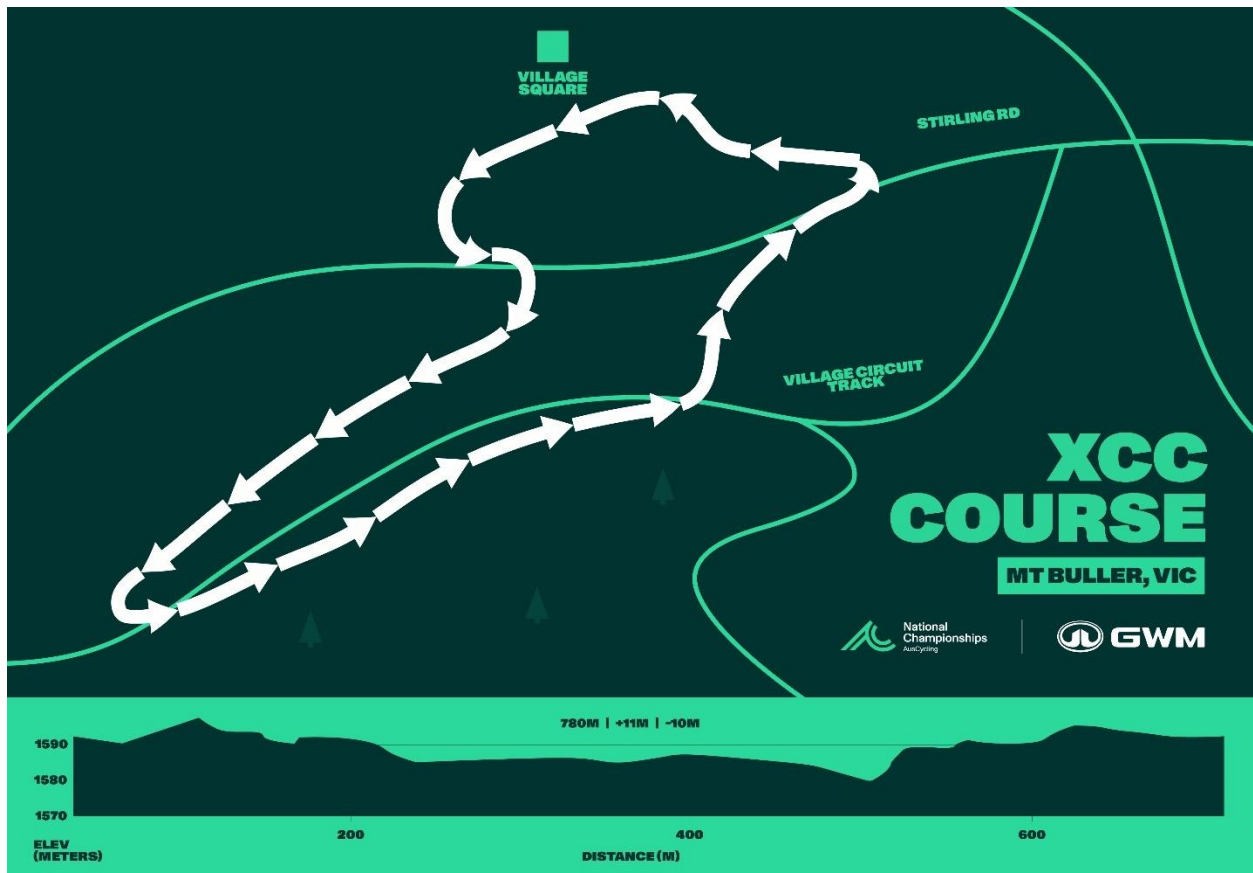


## Cross-Country Short Course (XCC)

The XCC course is a short, explosive circuit designed for fast-paced, tactical racing. It will be fully integrated into Village Square, ensuring excellent crowd engagement.

- Lap Distance: Approx. 700-800m
- Key Features: Tight corners, punchy climbs, and fast descents designed for high-intensity racing.

All courses have been developed to highlight Mount Buller's natural terrain while delivering an exciting racing experience for both competitors and spectators.



## Parking

If you are staying on the mountain in hotel, apartment or lodge accommodation you are encouraged to keep your vehicle on-site at your accommodation and move about by bike or on foot, where possible.

For those arriving on site and staying 'off-mountain' parking at the venue will be largely split in two parts.

DH competitors invited to park in identified areas at the top of Summit Road, just above the Arlberg Hotel and the rider uplift load zone. Parking at Spurs itself is limited to pass holders and adaptive athletes. Exhibitors and Pit Space holders will be provided access during specific windows of time.

XC riders are predominantly based out of Village Square will be encouraged to utilise street parking on Mount Buller Road remaining 'below' the village. Some roads and parks will be closed in the village to facilitate the event and course operations so you are asked to avoid parking near to the village itself.

Further venue maps and parking information will be distributed in the coming weeks. Please respect the parking instructions online and on-site (via marshals).

## Trail Access outside of event days

Riders must be aware that all trails will not be staffed outside of official practice and race times. Riders who access the trails at this time do so at their own risk of being unable to access emergency assistance.

## Social Media

Please help us extend the reach of the MTB National Championships by using the hashtag #GWMMTBNats25

### **AusCycling**

Facebook	<a href="#">@AusCyclingMTBCX</a>
Website	<a href="http://www.auscycling.org.au">www.auscycling.org.au</a>
X/Twitter	<a href="#">@AusCyclingAus</a>
YouTube	<a href="https://www.youtube.com/@AusCycling">https://www.youtube.com/@AusCycling</a>
Instagram	<a href="#">@auscyclingaus</a>

### **Victorian Government**

#visitvictoria #visitmelbourne @visitmelbourne  
#changeourgame @changeourgame @sportandrecvic

### **Alpine Resorts Victoria & Mt Stirling Alpine Resorts**

@MtBuller @bullerstirling.resorts

# Technical Information - Downhill

## Rider Uplift

Rider Uplift is provided by the team at Blue Dirt Shuttles, which will lift riders from the bottom of the Downhill run to a load zone near to Arlberg Hotel, where riders will traverse across to the DH Village, approx. 400m.

## Race Numbers

For all races, DH riders will be issued a race plate at registration plus a separate timing chip which they must attach to the front forks of their bike.

**This chip must be returned to DH timing after their final race run.**

Race Plates must be clearly visible and unaltered in any way. This race plate must be fixed to the rider's bike prior to commencing any practice or racing.

Race numbers must be visible to any official or rider whilst on track in either race or course practice. This means that the race plate cannot be obscured in any way. The race plate must be:

- Displayed flat, not curved.
- Free from visible obstructions such as cables or any other hardware.
- Displayed as provided, not cut, folded or altered in any way.
- Perpendicular to the ground with a slight upwards slant.



*Example shown above*

For the UCI categories (Elite and U19) you will also be issued with a body number which you must display at the back during seeding and racing.



## Safety Equipment

### Helmets

As per the 2025 AusCycling Mountain Bike Technical Regulations (Annexure A), riders must have a helmet meeting AS2063 or equivalent international standard. Equivalent international standards include;

- ANSI Z90.4, SNELL B or N Series
- ASTM F-1447
- CAN/CSA-D113.2-M
- US CPSC standard for bicycle helmets
- European CEN standard EN1078

A Full-face helmet meeting AS 2063 or equivalent standard with a fixed non-detachable mouthpiece are mandatory at all AusCycling sanctioned downhill events

### Clothing and Crash Protection

The jersey shall be a long-sleeved shirt with sleeves that extend down to the rider's wrists. Jerseys used in downhill events should be of a type specifically designed and sold for use in BMX Racing or Mountain Bike downhill events. Jerseys designed for road cycling, skinsuits, or one-piece suits comprising the jersey and the pants/shorts are not permitted for use in downhill events. The jersey must be either close fitting around the waist or must be tucked into the pants before the start to not cause interference. Knees must be covered by full-length trousers and/or self-fastening knee or knee/shin guards expressly designed for off-road competition.

For all riders who are eligible to compete in U13, U15 and U17 categories, the following equipment is mandatory at all times while on track regardless of registered category:

- Full-finger gloves must be worn;
- Full length jersey – jersey must cover elbows at all times;
- Knee pads and elbow pads must be worn.

**The use of the following for all competitors is strongly recommended:**

- Neck brace expressly designed for off-road competition;
- Back and shoulder protection expressly designed for the purpose;
- Full finger gloves;
- Elbow protectors and/or long sleeve jersey to the wrist;
- Goggles expressly designed for the purpose.

## Race Seeding

Seeding/Plate order is determined as follows:

<b>Elite, U19</b>
<ol style="list-style-type: none"><li>1. Defending format class National Champion</li><li>2. Recognised UCI World Champion</li><li>3. Any rider ranked in the top 200 UCI World Rankings, in ranking order</li><li>4. 2025 National Series Rankings</li><li>5. All other riders in entry order</li></ol>
<b>Masters</b>
<ol style="list-style-type: none"><li>1. Defending format class National Champion</li><li>2. 2025 National Series rankings</li><li>3. All other riders in entry order</li></ol>
<b>J15, J17</b>
<ol style="list-style-type: none"><li>1. Defending format class National Champion</li><li>2. 2025 National Series Rankings</li><li>3. All other riders in entry order</li></ol>
<b>Adaptive</b>
<ol style="list-style-type: none"><li>1. Defending format class National Champion</li><li>2. Order of Entry</li></ol>
<b>J13 &amp; Expert</b>
<ol style="list-style-type: none"><li>1. Order of Entry</li></ol>

### For the finals (DH)

- In reverse seeding order with the fastest rider from seeding run starting last.
- Only riders who start seeding will be classified as eligible for finals.

# Technical Information – Cross Country

## Marshaling & Start

Riders are required to be present for a race briefing prior to racing. This briefing will occur during marshaling, as riders move to the starting boxes. In accordance with the technical regulations, rider staging must commence no later than 10 minutes before the scheduled start of the race.

Note that riders will be penalized in the event that they are not present when the marshal calls them at the beginning of a stage.

### **XCO, XCC AND E-MTB Start Procedure**

- Riders will be called to the start no earlier than 20 minutes before the scheduled start of the race.
- Five minutes before a call-up an announcement will be made over the public address system to inform riders of the fact, and again three minutes beforehand.
- The riders line up in the order in which they are to be called to the start line. The number of riders on each line is decided by the president of the commissaires' panel and supervised by a commissaire. The rider themselves decides which position on the line to take.
- Once the riders are lined up, warm-up (by rollers, turbo trainer, etc.) is excluded inside or outside the start area.
- The start is given by the start commissaire using the following procedure: warnings 3, 2, 1 minutes and 30 seconds before the start, then a final announcement that the start is given within the next 15 seconds. A whistle will be given to indicate the start.
- The start commissaire is in sole control of the public address system from three minutes before the start, until the start has been given.

## Race Numbers

For all races, XC riders will be issued a race plate with a timing chip attached at registration. Race Plates must be clearly visible and unaltered in any way. This race plate must be fixed to the riders bike prior to commencing any practice or racing.

Race numbers must be visible to any official or rider whilst on track in either race or course practice. This means that the race plate cannot be obscured in any way. The race plate must be:

- Displayed flat, not curved.
- Free from visible obstructions such as cables or any other hardware.
- Displayed as provided, not cut, folded or altered in any way.
- Perpendicular to the ground with a slight upwards slant.



*Example*



For the UCI categories (Elite and U23) you will also be issued with a body number which you must display at the back during seeding and racing.

## Safety Equipment

As per the 2025 AusCycling Mountain Bike Technical Regulations (Annexure A), riders must have a helmet meeting AS2063 or equivalent international standard. Equivalent international standards include;

- ANSI Z90.4, SNELL B or N Series
- ASTM F-1447
- CAN/CSA-D113.2-M
- US CPSC standard for bicycle helmets
- European CEN standard EN1078



## Race Seeding – XCC

Seeding/Plate order is determined as follows for 2025 GWM MTB National Championships:

Elite, U23, U19
<ol style="list-style-type: none"><li>1. Defending format class National Champion</li><li>2. Recognised UCI MTB XC World Champion</li><li>3. Any rider ranked in the top 200 UCI World Rankings</li><li>4. 2025 XC National Series rankings</li><li>5. All other riders in order entry</li></ol>
Masters
<ol style="list-style-type: none"><li>1. Defending format class National Champion</li><li>2. Recognised UCI World Champion in the format</li><li>3. 2025 XC National Series Rankings</li><li>4. All other riders in order entry</li></ol>
J15, J17
<ol style="list-style-type: none"><li>1. 2025 XC National Series Rankings</li><li>2. AusCycling National Champion</li><li>3. 2023/24 National Series rankings</li><li>4. All other riders in entry order</li></ol>
J13 & Expert
<ol style="list-style-type: none"><li>1. Order of Entry</li></ol>

## Race Seeding – XCO

Seeding/Plate order is determined as follows for 2025 GWM MTB National Championships:

Elite, U23, U19
<ol style="list-style-type: none"><li>1. Defending format class National Champion</li><li>2. Recognised UCI MTB XC World Champion</li><li>3. Any rider ranked in the top 200 UCI World Rankings</li><li>4. 2025 XC National Series rankings</li><li>5. XCC results</li><li>6. All other riders in entry order</li></ol>
Masters
<ol style="list-style-type: none"><li>1. Defending format class National Champion</li><li>2. Recognised UCI World Champion in the format</li><li>3. 2025 XC National Series Rankings</li><li>4. XCC results</li><li>5. All other riders in entry order</li></ol>
J15, J17
<ol style="list-style-type: none"><li>1. 2025 XC National Series Rankings</li><li>2. XCC Results</li><li>3. All other riders in entry order</li></ol>
E-MTB
<ol style="list-style-type: none"><li>1. Defending format class National Champion</li><li>2. All other riders in entry order</li></ol>

<b>Adaptive</b>
3. Defending format class National Champion
4. All other riders in entry order
<b>J13 &amp; Expert</b>
1. XCC Results
2. Order of Entry

## Technical Assistance Zone (TAZ) & Servicing

Designated Technical Assistance Zones (TAZ) will be clearly marked and located after the Finish Line. Only in the Technical Assistance Zone (TAZ) are racers allowed to change any part of their clothing or equipment with the assistance from non-racers.

Feeding and Technical support may only be provided within these Zones. Racers are allowed to collect and drop equipment or food in the TAZ. No food is allowed to be prepared or given to a racer by a member of the racer's support crew unless the rider is in an officially marked TAZ.

Racers are only allowed to give any waste equipment to another person (this includes event or team staff and fans) in the TAZ. Racers can gain verbal assistance from anyone during a race but no one other than another racer can physically help a racer, touch their equipment or provide any supplies outside of the TAZ.

AusCycling's partner Shimano, will provide service at the event, for those requiring assistance, tools and equipment.

In the event of extreme weather (heat) a neutral water point may be located close to the lowest point of the XCO courses on Saturday and Sunday. If this occurs it will be briefed at the race start and there will be a marshal onsite at the neutral location. Riders may get bottles of water but it cannot be handed to them by spectators or their team personnel.



# Here for you Here for good

We believe assisting young women and men to achieve their best as both athletes and people makes us a better company. That's why we are the naming sponsor of the Australian Cycling Team.

At ARA, our focus is on more than just delivering essential building and infrastructure services. We're always thinking about how we can create value for our customers, support our community and enrich the lives of Australians.

| Naming sponsor of the  
| Australian Cycling Team

Fire & Security

Property Services

Electrical

Products



Essential services for your  
facilities and infrastructure

1300 233 305  
aragroup.com.au

## Technical Information – Team Relay (XCR)

For the 2025 GWM Mountain Bike National Championships, the Team Relay race returns with a focus on club competition. There will be three XCR races available to enter. Two open XCR races (one club and one mixed) and a junior XCR race.

Which of Australia’s premier MTB clubs will earn bragging rights and secure the XCR club trophies for 2025!

### Team Composition

#### **Race #1 Open Mixed club/shop/team riders (criteria below) - team of 4:**

- a. One rider eligible for under 19 at the Championships.
- b. One rider eligible to compete in a Masters 3 (40 years +) or older category at the Championships.
- c. One rider eligible to compete in any women’s category at the Championships.
- d. One rider on which there are no restrictions (‘Open’).

#### **Race #2 Club Trophy – Open (criteria below) - team of 4**

- b. One rider eligible for under 19 at the Championships.
- c. One rider eligible to compete in a Masters 3 (40 years +) or older category at the Championships.
- d. One rider eligible to compete in any women’s category at the Championships.
- e. One rider on which there are no restrictions (‘Open’).
- f. All riders must be registered members of the same MTB club

#### **Race #3 Junior (criteria below) - team of 4:**

- a. Team made of riders eligible to compete in U15 and U17 category at the Championships
- b. Team must feature one female rider as a minimum
- c. Team must feature one U15 rider as a minimum

Where an individual meets more than one of the above criteria, they may only consider one criterion as being satisfied. A distinct different individual must fill the role of each criterion.


The team relay will have each rider complete a single lap, for a total race distance of four laps per team.

When riders transition, they must make physical contact to 'tag' the next rider to begin a lap. If this is not possible or might cause a potential accident from needing to cut across to the other side of the track, the next rider out may be considered 'tagged' if the transitioning riders are both stationary and level such that no advantage is deemed to be received.

## Race Numbers

For XCR races riders will be issued with identical number race plates (different to those you have been given for XCO and XCC) that they should affix, so officials and spectators can identify which team they represent.

- Displayed flat, not curved.
- Free from visible obstructions such as cables or any other hardware.
- Displayed as provided, not cut, folded or altered in any way.
- Perpendicular to the ground with a slight upwards slant.



# Technical Information – E-MTB

## Marshaling & Start

For start procedure and seeding information please refer to 'Technical Information – Cross Country'

## Regulations

### Equipment

The UCI technical regulations regarding E-MTB (Electrically Power Assisted Cycle - EPAC) apply for the event, including the amendments that were put in place on 01.01.25 relating to EPACs under Chapter III Equipment and Section 2: Bicycles:

UCI Technical Regulations

[Part 1 - General Organisation of Cycling as a Sport](#)

[Part 1 - General Organisation of Cycling as a Sport \(amendments 01.01.25\)](#)

Referring to item 1.3.010bis Electrically Power Assisted Cycle (EPAC)

An EPAC is a bicycle operated with two energy sources: 1) inferior muscular chain as described in article 1.3.010 -paragraph 1- and 2) an electric drive unit.

The EPAC must meet the following requirements: The EPAC's electric drive unit must comply with the following requirements:

- It shall only provide assistance to a maximum speed of 25 km/h unless provided otherwise in the event's technical guide if the event takes place in a country where the European specifications EN15194 do not apply.
- It shall only provide assistance when the rider pedals forward.
- Assistance shall be cut off when the rider stops pedalling forward.
- The cut-off distance shall not exceed two meters.
- The maximum weight shall be 3.1kg. This weight refers to all mechanical and electronical components which are necessary to transform the electrical energy provided by the battery into mechanical energy delivered to the chainring excluding screws for installation into the bike, chainring, chainring fixation, cable from the battery, cranks, etc.

The battery of an EPAC must have a maximum weight of 4.5kg and must conform with UN3480.

The requirements above are based on the European Standard on EPAC bicycles EN15194 and may be reviewed in case of any change made by the competent authority to said standards. In case of contradiction between the requirements above and the provisions of EN15194, the former shall prevail.

## **Chapter VIII E-Mountain Bike**

§ 1 General Use of EPACs 4.8.001 Only EPACs, in the sense of article 1.3.010bis, are authorized for use in E-Mountain Bike events.

Age category 4.8.002

Except if stated otherwise in the UCI Regulations for specific events or series, E-Mountain Bike events are open to all riders aged 19 and over and include Masters categories. No separate results must be submitted for the Under 23, Elite or Masters categories.

Events format and characteristics 4.8.003

E-Mountain Bike events will be organised in the cross-country and Enduro formats and will be registered as Class 3 events. No UCI points will be awarded for E-Mountain Bike events. The characteristics and formats of events, specifications of EPACs, and verification procedures will be determined in the technical guide for each E-Mountain Bike event. The technical guide serves as regulation for each specific event in such matter not governed by the UCI Regulations.

Registration 4.8.004

The rider's registration procedure is handled by the organizer of an E-Mountain Bike event.

Battery 4.8.005

Riders can only use the battery fitted on their bike at the start and cannot carry an additional battery during the competition.

## **Compliance Checks**

The following E-MTB bike compliance testing protocol will be in place:

- All bikes will be quarantined immediately after race completion. Bikes must remain switched on. Batteries being turned off on bike can result in instant disqualification.
- Scrutinization may include software, physical and ergometer testing

# Technical Information - General

## Therapeutic Use Exemption

All competitors may be subject to anti-doping testing under AusCycling and Sport Integrity Australia regulations. If you are currently taking any medication (including supplements), please check whether this substance is banned in or out of competition via [www.globaldro.com/AU/search](http://www.globaldro.com/AU/search)

A TUE is an exemption that allows an athlete to use, for therapeutic purposes only, an otherwise prohibited substance or method (of administering a substance). TUE approval may protect athletes from receiving a sanction if a prohibited substance is found in their sample.

Who needs to complete a TUE in-advance for Cycling? Athletes who are taking, considering taking, or being prescribed any banned or prohibited substances.

Further information on the TUE process can be found on the Sport Integrity Australia (SIA) website <https://www.sportintegrity.gov.au/resources/therapeutic-use-exemption> or by calling 1300 027 23

## Sport Integrity Australia App

Any athlete and official can download the SIA app.

The SIA App has been designed with athletes in mind. The App gives a complete list of all supplements sold in Australia that have been screened for prohibited substances by an independent laboratory. The testing and certification of sports supplements cannot provide athletes a 100% safety guarantee but does significantly lower the risk of a positive test. For non-tested supplements the App gives athletes access to a quiz to assess the risk posed by highlighting key risk factors. The App can also be used to report doping, check if a medication is banned in sport, give SIA feedback on testing missions, and complete online education module.

## Sport Integrity Reminder

A reminder this is a National/State level AusCycling event. Sport Integrity Australia can conduct anti-doping testing at any event or competition. It is your responsibility to ensure you are aware of your obligations and have completed clean sport education.



All riders over 13 are strongly encouraged to complete Anti-Doping Fundamentals and the 2024 Annual Update online courses through the Sport Integrity Australia eLearning page: [Sport Integrity Australia eLearning: Log in to the site.](#)

It is recommended you also download the Sport Integrity app which can assist you to check medications, supplements and complete your education.

## Policy Notice

By entering this event you agree to the following:

- [AusCycling Refund Policy](#)
- [AusCycling Technical Regulations - General](#)
- [AusCycling Technical Regulations - Mountain Bike](#)
- [National Integrity Framework](#)
- [AusCycling Concussion Policy](#)

## Images

Images taken during this event are owned by AusCycling. These images can be used for promotional purposes without any further consent being required. For further information please see the AusCycling Membership Terms and Conditions. If you do not want your image used, please opt out by emailing [marketing@auscycling.org.au](mailto:marketing@auscycling.org.au).



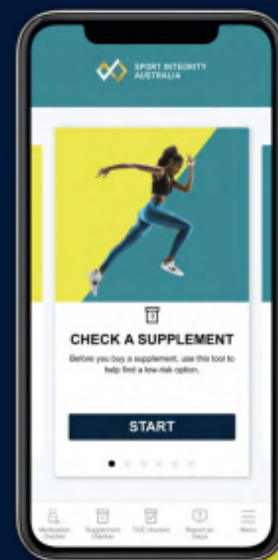
SPORT INTEGRITY  
AUSTRALIA

# CLEAN SPORT IS YOUR RESPONSIBILITY

## SPORT INTEGRITY APP

- Check medications on Global DRO
- Find low risk supplements
- Check if you need a Therapeutic Use Exemption (TUE)
- Report an issue
- Give feedback or ask a question

The app also has information on all sport integrity issues, anti-doping rules, testing programs, the health effects of doping, supplement and nutrition advice, overseas travel considerations and more. Just click on the menu icon.



Download the app from the Apple Store and Google Play store here.

## ONLINE EDUCATION

- Sport Integrity Australia's eLearning website: [elearning.sportintegrity.gov.au](http://elearning.sportintegrity.gov.au)
- Visit the site for courses on integrity topics including: Safeguarding Children and Young People in Sport Induction, introduction courses to anti-doping, match-fixing and illicit drugs, along with specific courses for parents and coaches.



### Contact Us

Email: [education@sportintegrity.gov.au](mailto:education@sportintegrity.gov.au)

Safe Sport Hotline: 1800 161 361

Enquiries: 1300 027 232

[www.sportintegrity.gov.au](http://www.sportintegrity.gov.au)

# COMPETITION COMING UP?

## MAKE SURE YOU ARE READY!

**1** | Download the Sport Integrity App and use it to make your way through the following steps.



**2** | **TAKING A MEDICATION?**  
Use the 'Check a Medication' tab to access Global DRO to make sure your medication isn't banned in sport.



**3** | **TAKING A BANNED SUBSTANCE FOR MEDICAL PURPOSES?**  
Use the Therapeutic Use Exemption Checker to see if you need a TUE, and complete the paperwork if required.



**4** | **USING SUPPLEMENTS?**  
Use the 'Check a Supplement' tab to check the risk of your product. Supplements are the leading cause of inadvertent positive tests in Australia.



**5** | **NEVER BEEN TESTED?**  
Prepare yourself by going through a virtual reality test on the App. (Search for it under the menu icon)



**6** | **KNOW THE RULES?**  
A positive test is only one way to be banned from sport. Read up on the 11 Anti-Doping Rule Violations.



**7** | **COMPLETED YOUR EDUCATION?**  
Access the Sport Integrity Australia online courses by clicking on the Get Educated tab.



**8** | **TRAIN AND COMPETE CLEAN!**



**SPORT INTEGRITY AUSTRALIA**

#### CONTACT US

Please visit our website [sportintegrity.gov.au](https://sportintegrity.gov.au), contact us at [education@sportintegrity.gov.au](mailto:education@sportintegrity.gov.au), call our Safe Sport Hotline 1800 161 361, or enquire 1300 027 232